

BERNINA ACCESSORIES

THE RANGE OF SEWING MACHINE AND OVERLOCKER ACCESSORIES
AT A GLANCE



made to create **BERNINA**

Category A	1	910	1001	1020	1091	2	1630
		930	1004	1021	1120		
		931	1005	1030	1130		
		932	1006	1031	1230		
		933	1008	1050	1240		
		940	1010	1070	1241		
		950	1011	1080	1260		
		1000	1015	1090	1530		



Category B	1	125	230	2	130	3	165	5	B 530
		125 S	230 PE		140		170		B 550 QE
		135	240		150				
		135 S	B 325		153		4		430
		145	B 330		153 QE				440 QE
		145 S	B 335		155				B 555
		210	B 350 PE		160				B 570 QE
		B 215	B 380		163				630
		220							



Category C	1	180	3	435
		185		450
	2	200		B 560
		730		B 580
		640		



Category D	1	B 710
	2	B 750 QE B 780



Category E	7-Series	5-Series	4-Series		
Ea¹	B 700	Eb¹	B 500	Ec¹	B 435
Ea²	B 720 B 735	Eb²	B 535	Ec²	B 475 QE B 485
Ea³	B 740	Eb³	B 540	Ec³	B 480
Ea⁴	B 770 QE B 770 QE PLUS B 790 B 790 PLUS B 790 PRO	Eb⁴	B 570 QE B 590		



Category F	1	B 820 QE
	2	B 830
		B 880 B 880 PLUS



Chapter 1

Presser Feet for Sewing Machines

General sewing		Open Embroidery Foot with Non-Stick Sole #56	21
Finger Guard #99	10	Gathering Foot #16	22
Zigzag Foot #0	10	Ruffler #86	22
Zigzag Foot with Non-Stick Sole #52/52C/52D	10	Tailor Tack Foot #7	22
Reverse Pattern Foot #1/1C/1D	11	Cordonnet Foot #11	23
Reverse Pattern Foot with Clear Sole #34/34C/34D	11	Braiding Foot #21	23
Walking Foot #50 with Three Alternative Soles and Seam Guide	11	Cording Foot #22/25	23
Roller Foot #51	12	Pintuck Foot #30/31/32/33	24
Straight Stitch Foot with Non-Stick Sole #53	12	Pintuck and Decorative Stitch Foot with Clear Sole #46C	24
		Pintuck Attachment	24
		Spanish Hemstitch Attachment #47	25
		Piping Foot #38	25
Buttons and Buttonholes		Embroidery Foot with Clear Sole #39/39C	25
Buttonhole Foot #3/3C	13	Sideways-Motion Foot #40/40C	26
Buttonhole Foot with Slide #3A/3B/3C	13	Free-motion Couching Foot #43	26
Button Sew-On Foot #18	13	Leather Roller Foot #55	26
		Double Cord Foot #59C/60C	27
Elastic/Stretch Materials		Embroidery Foot #15	27
Overlock Foot #2/2A	14	Embroidery Foot #26/26L	27
Bulky Overlock Foot #12/12C	14	Appliqué Foot #23	28
Zippers		Patchwork	
Zipper Foot #4/4D	15	Patchwork Foot #37/37D	29
Zipper Foot with Guide #14/14D	15	Patchwork Foot with Guide #57/57D	29
Zipper Foot with Non-Stick Sole and Guide #54	15	Patchwork Foot #97/97D	29
Invisible Zipper Foot #35	16		
		Quilting	
Hems and Topstitching		Darning Foot #9	30
Blindstitch Foot #5	17	Free Motion Embroidery Foot #24	30
Jeans Foot #8/8D	17	Quilting Foot #29/29C	30
Edgestitch Foot #10/10C/10D	17	BERNINA Stitch Regulator (BSR) #42	31
Straight Stitch Hemmer #62/64	18	Echo Quilting and CutWork Foot #44C	31
Zigzag Hemmer #61/63/66	18	Adjustable Ruler Foot #72/72S	31
Roll and Shell Hemmer #68/69	18	Adjustable Stippling Foot #73	32
Binder Attachment for Pre-folded Bias Tape #87	19	Adjustable Gliding Cup Foot #74	32
Binder Attachment for Unfolded Bias Tape #88	19	Echo Quilting Clips	32
Binder Foot #95/95C	19	Couching Inserts	33
Lap Seam Foot #70/71	20		
		Presser Foot Sets	
Decorative Sewing		Presser Foot Set	34
Embroidery Foot #6	21	Presser Foot Set D	34
Open Embroidery Foot #20/20C/20D	21		

Chapter 2

Accessories for Sewing Machines

Accessories for Sewing Machines			
Adapter Shank #75/77	36	Free Hand System (FHS)	45
Snap-On Shank #78	36	Free Hand System (FHS) Retrofit Kit	45
Patchwork Seam Guide	36	Sewing Light	45
BERNINA Stitch Plates	37	Hosiery Darning Hoop	46
Straight and CutWork Stitch Plate	37	Guide Eyelet for Metallic and Silk Thread	46
9-mm Stitch Plate with 5.5-mm Stitch Hole	37	Thread Lubrication Unit	46
5.5-mm PunchWork Stitch Plate	38	Sewing Machine Oil	47
PunchWork Stitch Plate	38	Magnifying Lens Set	47
CB Hook Bobbins and Bobbin Cases	38	Mounting Bracket for Magnifying Lens and PunchWork Tool	47
Rotary Hook Bobbins and Bobbin Cases	39	PunchWork Tool for CB Hook	48
B9/BERNINA Hook Bobbins and Bobbin Cases	39	PunchWork Tool for Rotary, B9 and BERNINA Hook	48
Circular Embroidery Attachment #83	39	Felting Needles	48
Eyelet Embroidery Attachment #82 with Foot #92	40	USB Stick	49
Presser Foot for Eyelet Embroidery #92	40	Multiple Spool Holder	49
Adjustable Guide	40	Multiple Spool Holder Extension	49
Right and Left Seam Guide	41	BERNINA Accessories Box	50
Seam Guide with Scale	41	Touchscreen Pen	50
Fabric-Feeding Aid for Sewing Buttonholes	41	Carrying Bags for Sewing Machines and Embroidery Modules	50
Buttonhole Leveler	42	Carrying Case	51
Buttonhole Cutter with Wooden Block	42	Accessory Bag	51
Slide-on Table	43	Accessory Case	51
Seam Guide for Slide-On Table	43	L Trolley System	52
Plexiglass Slide-on Table for Quilting	44	XL Trolley System	52
Ruler Kit	44	Needle Assortment	52
Ruler Kit	44	BERNINA Flat-Shank Needles	53

Chapter 3

Accessories for Embroidery Machines

Accessories for Embroidery Machines		
Embroidery Modules	56	Mega Embroidery Hoop
Plexiglass Slide-on Table for Embroidery Module	56	Jumbo Embroidery Hoop
Freearm Embroidery Adapter for Medium and Oval Hoops	56	Small Clamp Embroidery Hoop
Small Embroidery Hoop	57	Medium Clamp Embroidery Hoop
Medium Embroidery Hoop	57	Large Freearm Embroidery Hoop
Large Embroidery Hoop	57	"Hoop ,n' Buddyz" Hoop Insert
Large Oval Embroidery Hoop	58	BERNINA Embroidery Design Studio
Midi Embroidery Hoop	58	BERNINA CutWork Tool
Maxi Embroidery Hoop	58	BERNINA CutWork Spare Parts

Chapter 4

Software

Software		
BERNINA Embroidery Software 9	64	BERNINA Toolbox

Chapter 5

Accessories for Overlockers/Sergers

General sewing		
Standard Overlock Foot	71	Decorative Thread Guide
Overlock/Combostitch Foot	71	Decorative Thread Spool Pin
Clear Overlock/Combostitch Foot #L27/C27	71	
Chainstitch Foot	72	Other accessories
Cover/Chainstitch Foot	72	OL/CS Height Compensating Tool
Curve Foot	72	Right and Left Seam Guide
Shirring Foot	73	Seam Guide in the Shaft
		Slide-on Table
Hems and Topstitching		Freearm Cover
Coverstitch/Compensating Foot	74	Cut-Offs Bin
Elasticator Foot	74	BERNINA Tweezers
Blindstitch Foot	74	Needle Threader/Inserter
Double Fold Binder Attachment #C21	75	Threading Wire
Single Fold Binder Attachment #C22	75	Brush/Needle Inserter
Hem Guide	75	Screwdriver
Adjustable Tape Guide	76	Spool Stabilizer
		Accessories Holder
Decorative Sewing		CS Lock Tool
Multi-Purpose Foot with Guide	77	Threading Kit Overlocker
Beading and Sequins Foot #L15/C15	77	Overlocker Oil
Piping Foot	77	Touchscreen Pen
Cording Foot	78	Accessories Box
Gathering Foot	78	Accessories Box/Extension Box
Gathering Attachment	78	Carrying Case for Overlockers/Sergers
		Trolley for Overlockers
		Accessory Case for Overlocker

Information on the BERNINA Accessories Catalog

Main Categories

In the machine overview on the left-hand side, the BERNINA sewing and embroidery machines are listed and divided into the main categories A, B, C, D, E and F. These categories indicate which of the accessories are compatible with which machine models. Only the most popular models are listed in category A. The special editions are not mentioned individually either. Your BERNINA dealer will be happy to help you choose your accessories.

Numerical Listing of Presser Feet

In addition to the machine overview, all BERNINA presser feet and snap-on soles are categorized numerically. This enables you to find the required presser foot quickly based on the corresponding foot number.

Example

1. Find your model in the machine overview and note the category.
2. Find the desired accessory in the presser foot list or in the table of contents and check the compatibility based on the category.


7er Serie

Ea¹ B 700 E


Ea² B 720
B 735

Ea³ B 740

Ea⁴ B 770 QE
B 770 QE PLUS
B 790
B 790 PLUS



My BERNINA B 735 is in the category Ea².



50	008 968 73 00	A							
50	008 969 73 00		B	C	D	Ea ²⁻⁴	Eb ²⁻⁴	Ec	F
	032 913 71 00*	A	B	C	D	Ea ²⁻⁴	Eb ²⁻⁴	Ec	F

Walking Foot #50 is compatible with the B 735.

Equipment and Scope of Delivery

In this accessories catalog, exemplary images are used for illustration purposes. The products shown in the pictures do not necessarily correspond to the actual scope of delivery. The product may be subject to change depending on the country of delivery.

For technical reasons and in order to improve the product, changes may be made to the equipment of the machine and the scope of delivery at any time and without prior notice.

You will find the latest version of the accessory catalog in other languages at: www.bernina.com/accessories

PRESSER FEET FOR SEWING MACHINES



Presser Feet Overview

Number	Name	Page	Number	Name	Page
#0	Zigzag Foot	10	#54	Zipper Foot with Non-Stick Sole and Guide	15
#1/1C/1D	Reverse Pattern Foot	11	#55	Leather Roller Foot	26
#2/2A	Overlock Foot	14	#56	Open Embroidery Foot with Non-Stick Sole	21
#3/3C	Buttonhole Foot	13	#57/57D	Patchwork Foot with Guide	29
#3A/3B/3C	Buttonhole Foot with Slide	13	#59C	Double Cord Foot	27
#4/4D	Zipper Foot	15	#60C	Double Cord Foot	27
#5	Blindstitch Foot	17	#61	Zigzag Hemmer	18
#6	Embroidery Foot	21	#62	Straight Stitch Hemmer	18
#7	Tailor Tack Foot	22	#63	Zigzag Hemmer	18
#8/8D	Jeans Foot	17	#64	Straight Stitch Hemmer	18
#9	Darning Foot	30	#66	Zigzag Hemmer	18
#10/10C/10D	Edgestitch Foot	17	#68	Roll and Shell Hemmer	18
#11	Cordonnet Foot	23	#69	Roll and Shell Hemmer	18
#12/12C	Bulky Overlock Foot	14	#70	Lap Seam Foot	20
#14/14D	Zipper Foot with Guide	15	#71	Lap Seam Foot	20
#15	Embroidery Foot	27	#72/72S	Adjustable Ruler Foot	31
#16	Gathering Foot	22	#73	Adjustable Stippling Foot	32
#18	Button Sew-On Foot	13	#74	Adjustable Gliding Cup Foot	32
#20/20C/20D	Open Embroidery Foot	21	#75	Adapter Shank	36
#21	Braiding Foot	23	#77	Adapter Shank	36
#22	Cording Foot	23	#78	Snap-On Shank	36
#23	Appliqué Foot	28	#82	Eyelet Embroidery Attachment #82 with Foot #92	40
#24	Free Motion Embroidery Foot	30	#83	Circular Embroidery Attachment	39
#25	Cording Foot	23	#86	Ruffler	22
#26/26L	Embroidery Foot	27	#87	Binder Attachment for Pre-folded Bias Tape	19
#29/29C	Quilting Foot	30	#88	Binder Attachment for Unfolded Bias Tape	19
#30	Pintuck Foot	24	#92	Presser Foot for Eyelet Embroidery	40
#31	Pintuck Foot	24	#95/95C	Binder Foot	19
#32	Pintuck Foot	24	#97/97D	Patchwork Foot	29
#33	Pintuck Foot	24	#99	Finger Guard	10
#34/34C/34D	Reverse Pattern Foot with Clear Sole	11			
#35	Invisible Zipper Foot	16			
#37/37D	Patchwork Foot	29			
#38	Piping Foot	25			
#39/39C	Embroidery Foot with Clear Sole	25			
#40/40C	Sideways-Motion Foot	26			
#42	BERNINA Stitch Regulator (BSR)	31			
#43	Free-motion Couching Foot	26			
#44C	Echo Quilting and CutWork Foot	31			
#46C	Pintuck and Decorative Stitch Foot with Clear Sole	24			
#47	Spanish Hemstitch Attachment	25			
#50	Walking Foot #50 with Three Alternative Soles and Seam Guide	11			
#51	Roller Foot	12			
#52/52C/52D	Zigzag Foot with Non-Stick Sole	10			
#53	Straight Stitch Foot with Non-Stick Sole	12			

Snap-on Soles		
Number	Name	Page
#1	Reverse Pattern Sole	11
#2	Overlock Sole	14
#3	Buttonhole Sole	13
#4	Zipper Sole	15
#5	Blindstitch Sole	17
#8	Jeans-Footer Sole	17
#20	Open Embroidery Sole	21
#37	Patchwork Foot Sole	29

Information on BERNINA presser feet

BERNINA presser feet stand for precision and sturdiness. They are easy to change and BERNINA has a suitable presser foot for every application. The sewing feet are divided into two types with different shank openings:



For all models in category A of the accessories catalog, presser feet with a 2-point shank opening are used.



For all remaining models in categories B to F of the accessories catalog, presser feet with a closed shank opening are used.

**Presser feet with a closed shank opening are divided into various types:
For example, Reverse Pattern Foot #1/1C/1D for attractive decorative sewing**

1



- These presser feet are identified by foot numbers
- For BERNINA sewing and embroidery machines with a maximum stitch width of 5.5 mm

1C



- The letter "C" stands for "coded" presser foot, and refers to the sensor that specifies the stitch width to the sewing machine
- For BERNINA sewing and embroidery machines with a maximum stitch width of 9 mm
- The soles are longer and wider than on the 5.5-mm presser foot

1D



- The letter "D" stands for "Dual Feed". "D" presser feet are used with the BERNINA Dual Feed system. The sole therefore has a recess at the back for the Dual Feed
- For BERNINA sewing and embroidery machines with a maximum stitch width of 9 mm
- The sole is reinforced with 2 shanks

Additional distinguishing features of buttonhole feet

3A



- The letter "A" stands for automatic sewing of the 5.5-mm buttonhole
- For BERNINA sewing and embroidery machines with a maximum stitch width of 5.5 and 9 mm
- Variable buttonhole length up to a maximum of 30 mm
- The machine measures the length of the buttonhole (mm) via the sensor and completes it automatically

3B



- The letter "B" stands for semi-automatic sewing of the buttonhole
- For BERNINA sewing and embroidery machines with a maximum stitch width of 5.5 and 9 mm
- Variable buttonhole length up to a maximum of 30 mm
- The machine measures the length of the buttonhole (number of stitches) and completes it in stages

Comprehensive information including videos and useful application tips can be found on our website at www.bernina.com.

General sewing

Finger Guard #99



The finger guard is a simple safety device. It can be mounted on the shaft of most presser feet.



bernina.com/finger-guard

99 032 711 70 00 B C D Ea²⁻⁴ Eb²⁻⁴ Ec F

■Not compatible with "D" feet

Zigzag Foot #0



This presser foot is suitable for all utility and decorative stitches with a maximum stitch width of 5.5 mm. It can also be used for scallops, gathering work, shell hems, etc.



bernina.com/foot-0

0 002 598 72 00 A
0 008 444 73 00 B C D Ea²⁻⁴ Eb²⁻⁴ Ec F

Zigzag Foot with Non-Stick Sole #52/52C/52D



The sole of this foot has a non-stick coating to ensure that it slides smoothly over materials that are difficult to work with, such as plastics, vinyl, leather, and other similar materials.



bernina.com/foot-52

52 002 586 72 00	A								
52 003 076 71 00*	A2								9 mm Non-Stick Sole
52 008 477 74 00	B	C	D	Ea ²⁻⁴	Eb ²⁻⁴	Ec	F		
52C 008 881 75 00		C	D	Ea ³⁺⁴	Eb ³⁺⁴	Ec ³	F		9 mm Non-Stick Sole
52D 032 965 72 00			D	Ea ³⁺⁴	Eb ⁴		F		9 mm Non-Stick Sole

* While stocks last

General sewing


Reverse Pattern Foot #1/1C/1D



With the reverse pattern foot you will succeed sewing various practical and decorative stitches as well as sewing hems. The indentation in front of and behind the needle hole allows forward and reverse stitching and guarantees excellent fabric feed.

1	002 576 72 00	A							
1	002 781 70 00*	A2							
1	032 707 71 00	A	B1				Ec ¹⁺² ■		Snap-on
1	008 445 74 00		B	C	D	Ea ²⁻⁴	Eb ²⁻⁴	Ec	F
1C	033 202 72 00			C	D	Ea ³⁺⁴	Eb ³⁺⁴	Ec ³	F
1D	033 220 72 00				D	Ea ³⁺⁴	Eb ⁴		F

* While stocks last
 ■ Ec: B 475 QE



bernina.com/foot-1


Reverse Pattern Foot with Clear Sole #34/34C/34D



The clear sole of this reverse pattern foot ensures a good view of the stitching and needle area. The red markings on the top of the foot allow especially accurate and careful sewing.

34	030 972 71 00	A							
34C	030 974 70 00*	A2							
34	030 770 72 00		B	C	D	Ea ²⁻⁴	Eb ²⁻⁴	Ec	F
34C	030 769 73 00			C	D	Ea ³⁺⁴	Eb ³⁺⁴	Ec ³	F
34D	032 961 72 00				D	Ea ³⁺⁴	Eb ⁴		F

* While stocks last



bernina.com/foot-34

Walking Foot #50 with Three Alternative Soles and Seam Guide




The walking foot helps to achieve even fabric feed. It is especially suitable for machine-quilting straight lines and for accurately joining materials that tend to stick and move around, or which have a lot of stretch. Its two seam guides also help you sew with precision.

50	008 968 73 00	A							
50	008 969 73 00		B	C	D	Ea ²⁻⁴	Eb ²⁻⁴	Ec	F
	032 913 71 00*	A	B	C	D	Ea ²⁻⁴	Eb ²⁻⁴	Ec	F

* While stocks last

Separate sole for edge-stitching and in-the-ditch stitching



bernina.com/foot-50

General sewing

Roller Foot #51



The three rollers on the bottom of this foot allow it to glide effortlessly over materials that tend to stick, such as leather, vinyl and plastic.



bernina.com/foot-51

51	002 953 72 00	A							
51	008 476 73 00		B	C	D	Ea ²⁺⁴	Eb ²⁺⁴	Ec	F

Straight Stitch Foot with Non-Stick Sole #53



In combination with the straight-stitch plate, this presser foot is ideal for all types of straight-stitching and for narrow seams. Thanks to the non-stick coating on the sole, it passes easily over fabrics that tend to stick during sewing, such as leather and plastics. The two different toe widths serve as guide lines for seam allowances of 3 and 6 mm.



bernina.com/foot-53

53	002 962 72 00	A							
53	008 478 74 00		B	C	D	Ea ²⁺⁴	Eb ²⁺⁴	Ec	F

Buttons and Buttonholes

Buttonhole Foot #3/3C



This presser foot lets you sew corded or plain buttonholes in any desired length. It can also be used for gathering using thread or elastic thread (smocking). Ideal for creating the perfect buttonhole together with the buttonhole cutter and button sew-on foot.


3	002 578 72 00	A								
3	002 767 70 00*	A2								
3	032 714 71 00	A	B1					Ec ¹⁺² ■		Snap-on
3	008 447 74 00		B	C	D	Ea ²⁻⁴	Eb ²⁻⁴	Ec	F	
3C	033 204 72 00		C	D		Ea ³⁺⁴	Eb ³⁺⁴	Ec ³	F	

* While stocks last
 ■ Ec: B 475 QE



bernina.com/foot-3

Buttonhole Foot with Slide #3A/3B/3C



For sewing automatic buttonholes with or without cording. This allows you to produce any number of buttonholes of the exact same length. Use together with the fabric-feeding aid or the buttonhole leveler as well as the buttonhole cutter and button sew-on foot to create perfect buttonholes with consummate ease.

3C	031 250 70 04	A								
3A	031 250 71 01		B [■]	C	D	Ea ²⁻⁴	Eb ²⁻⁴	Ec	F	with Sensor
3B	031 332 71 00		B1 [□]							

■ B1: 135, 135 S, 145, 145 S, 230, 230 PE, 240, B 325, B 330, B 335, B 350 PE, B 380
 □ B1: 125, 125 S, 210, 215, 220




bernina.com/foot-3A

Button Sew-On Foot #18



This presser foot helps you sew on buttons and hooks. The rubberized sole holds the button firmly in the right place while it is being sewn on. The height of the neck can be flexibly adjusted via the middle toe, depending on the fabric thickness.

18	002 959 72 00	A								
18	008 461 74 00		B	C	D	Ea ²⁻⁴	Eb ²⁻⁴	Ec	F	
	032 224 50 00									Sole Pad



bernina.com/foot-18

Elastic/Stretch Materials

Overlock Foot #2/2A



The overlock foot is particularly suitable for making overlock seams and neatening edges in stretchy materials and woven fabrics. The edges of the fabric do not curl, and a flat elastic seam is created.

2	002 577 72 00	A									
2A	001 694 70 01*	A2									
2	032 716 71 00	A	B1					Ec ¹⁺² ■		Snap-on	
2	008 446 74 00		B	C	D	Ea ²⁺⁴	Eb ²⁺⁴	Ec	F		
2A	033 330 72 01			C	D	Ea ³⁺⁴	Eb ³⁺⁴	Ec ³	F		
	315 579 032+									Thread Guide Plate	

* While stocks last

■ Ec: B 475 QE




bernina.com/foot-2

Bulky Overlock Foot #12/12C



For seaming knits and couching thick cords, strings of beads and sequins, and for making and sewing in piping in a single operation. Boasting a maximum stitch width of 9 mm, the #12C foot has a guide hole for sewing over narrow couching cords such as wool, yarn and leather strips.


12	002 951 72 00	A									
12	008 457 74 00		B	C	D	Ea ²⁺⁴	Eb ²⁺⁴	Ec	F		
12C	008 878 75 00			C	D	Ea ³⁺⁴	Eb ³⁺⁴	Ec ³	F		



bernina.com/foot-12

Zippers

Zipper Foot #4/4D



The zipper foot lets you sew in zips cleanly and accurately in no time flat. The narrow sole is positioned close to the zip teeth in order to sew the zip tape right next to the edge.

4	002 579 73 00	A							
4	032 712 71 00	A	B1					Ec ¹⁺² ■	Snap-on
4	008 448 74 00		B	C	D	Ea ²⁻⁴	Eb ²⁻⁴	Ec	F
4D	033 221 72 00				D	Ea ³⁺⁴	Eb ⁴		F

■ Ec: B 475 QE



Zipper Foot with Guide #14/14D



The guide makes it much easier to insert zips straight and to topstitch edges.

14	006 388 72 00	A							
14D	032 964 72 00				D	Ea ³⁺⁴	Eb ⁴		F




Zipper Foot with Non-Stick Sole and Guide #54



The special non-stick coating on the sole makes it easy to sew zips into fabrics that tend to stick, such as leather and plastic.

54	002 964 73 00	A							
54	008 479 75 00		B	C	D	Ea ²⁻⁴	Eb ²⁻⁴	Ec	F




Zippers

Invisible Zipper Foot #35



Invisible zips look particularly elegant, especially in garments, home decorations and accessories. This foot allows the insertion of a zip such that it is virtually invisible.



35	030 820 71 00	A							
35	030 653 72 00		B	C	D	Ea ²⁺⁴	Eb ²⁺⁴	Ec	F



bermina.com/foot-35

Hems and Topstitching

Blindstitch Foot #5



The blindstitch seam is ideal for garments that are meant to radiate elegance and quality. The needle pierces the fabric so little that the stitch is barely visible on the front. Blindstitching can also be used as a decorative stitch on the front by changing the stitch length/width.



bernina.com/foot-5

5	002 580 73 00	A								
5	032 717 71 00	A	B1					Ec ¹⁺² ■		Snap-on
5	008 449 73 00		B	C	D	Ea ²⁻⁴	Eb ²⁻⁴	Ec	F	

■ Ec²: B 475 QE

Jeans Foot #8/8D



Used together with the straight-stitch needle plate, the jeans foot is ideal for straight-stitching over thick seams and on multilayer or densely woven materials such as denim, canvas or travel bags.



bernina.com/foot-8

8	002 583 72 00	A								
8	036 629 70 00*	A	B1					Ec ¹⁺² ■		Snap-on
8	008 453 73 00		B	C	D	Ea ²⁻⁴	Eb ²⁻⁴	Ec	F	
8D	032 962 71 00				D	Ea ³⁺⁴	Eb ⁴		F	

* While stocks last

■ Ec²: B 475 QE

Edgestitch Foot #10/10C/10D



This presser foot with guide is excellent for topstitching edges, hems and pleats. It is also ideal for sewing on lace or ribbon and for reinforcing edges. The guide lets you sew perfect seams and hems running parallel to the edge.



bernina.com/foot-10

10	002 585 72 00	A								
10	008 455 74 00		B	C	D	Ea ²⁻⁴	Eb ²⁻⁴	Ec	F	
10C	008 877 75 00			C	D	Ea ³⁺⁴	Eb ³⁺⁴	Ec ³	F	
10D	032 960 72 00				D	Ea ³⁺⁴	Eb ⁴		F	



Hems and Topstitching

Straight Stitch Hemmer #62/64



Used in combination with the straight stitch plate, the straight stitch hemmer creates a hem with particularly beautiful stitching. The fabric is folded over twice in a single operation as it is sewn with a straight-stitch. Feet #62 and #64 are used for hems with a width of 2 and 4 mm respectively.

62	008 482 73 00	B	C	D	Ea ²⁻⁴	Eb ²⁻⁴	Ec	F	2 mm
64	002 955 73 00	A							4 mm
64	008 484 73 00	B	C	D	Ea ²⁻⁴	Eb ²⁻⁴	Ec	F	4 mm



bernina.com/foot-62

Zigzag Hemmer #61/63/66



The zigzag hemmer sews beautifully decorated non-fraying hems in a single operation. The fabric is folded over twice and sewn down with a zigzag or decorative stitch. Feet #61 and #63 are suitable for fine fabrics. Foot #66 is ideal for medium-weight fabrics.

61	002 956 72 00	A							2 mm
61	008 481 73 00	B	C	D	Ea ²⁻⁴	Eb ²⁻⁴	Ec	F	2 mm
63	002 961 73 00	A							3 mm
63	008 483 73 00	B	C	D	Ea ²⁻⁴	Eb ²⁻⁴	Ec	F	3 mm
66	002 972 71 00	A							6 mm
66	008 485 73 00	B	C	D	Ea ²⁻⁴	Eb ²⁻⁴	Ec	F	6 mm



bernina.com/foot-61

Roll and Shell Hemmer #68/69



This presser foot is ideal for hemming soft fabrics such as knitwear. The fabric is folded over twice in a single operation as it is sewn with an overlock stitch. This creates a narrow, slightly three-dimensional hem which does not fray. Feet #68 and #69 are used for hems 2 and 4 mm wide respectively.

68	002 958 71 00	A							2 mm
68	008 486 73 00	B	C	D	Ea ²⁻⁴	Eb ²⁻⁴	Ec	F	2 mm
69	001 129 72 00	A							4 mm
69	008 487 73 00	B	C	D	Ea ²⁻⁴	Eb ²⁻⁴	Ec	F	4 mm



bernina.com/foot-68

Hems and Topstitching

Binder Attachment for Pre-folded Bias Tape #87



This binder attachment is used for binding edges with pre-folded bias tape in widths of 13, 20 or 25 mm. It enables perfect corners and beautiful curves to be created using utility or decorative stitches.

Tapes of 13, 20 and 25 mm width result in a finished width of approx. 6, 9,5 and 12 mm.

The binder attachment is used in combination with Binder Foot #95/95C.

87	033 505 72 02	A	B	C	D	Ea ²⁻⁴	Eb ²⁻⁴	Ec	F	6/13 mm
87	033 505 72 00	A	B	C	D	Ea ²⁻⁴	Eb ²⁻⁴	Ec	F	9.
87	033 505 72 01	A	B	C	D	Ea ²⁻⁴	Eb ²⁻⁴	Ec	F	12/25 mm



bernina.com/foot-87

Binder Attachment for Unfolded Bias Tape #88



This binder attachment creates perfect edge finishes using unfolded bias tape in widths of 28, 32 or 38 mm. For the perfect look, the bias tape can also be self-made.

Tapes of 28, 32 and 38 mm width result in a finished width of approx. 7, 8 and 11 mm.

The binder attachment is used in combination with Binder Foot #95/95C.

88	033 505 72 03	A	B	C	D	Ea ²⁻⁴	Eb ²⁻⁴	Ec	F	7/28 mm
88	033 505 72 04	A	B	C	D	Ea ²⁻⁴	Eb ²⁻⁴	Ec	F	8/32 mm
88	033 505 72 05	A	B	C	D	Ea ²⁻⁴	Eb ²⁻⁴	Ec	F	11/38 mm



bernina.com/foot-88

Binder Foot #95/95C



This presser foot was specially designed for use with binder attachments #87 and #88. The notch at the side allows closer access to the binder attachment, making the process easier.

95	033 554 72 10	A								
95	033 554 71 00		B	C	D	Ea ²⁻⁴	Eb ²⁻⁴	Ec	F	
95C	033 555 70 10*	A2								
95C	033 555 71 00			C	D	Ea ³⁺⁴	Eb ³⁺⁴	Ec ³	F	

* While stocks last




bernina.com/foot-95

Hems and Topstitching

Lap Seam Foot #70/71



This foot enables precise lap seams to be produced. Since both seam allowances are enclosed and stitched securely in the hem seam, the foot is also suitable for sewing reversible clothing. Foot #70 is suitable for lap seams up to 3 mm wide, whilst foot #71 is suitable for lap seams up to 6 mm in width.



bernina.com/foot-70

70	008 488 73 00		B	C	D	Ea ²⁺⁴	Eb ²⁺⁴	Ec	F	4 mm
71	002 973 73 00	A								8 mm
71	008 489 73 00		B	C	D	Ea ²⁺⁴	Eb ²⁺⁴	Ec	F	8 mm

Decorative Sewing

Embroidery Foot #6



The ideal presser foot for buttonhole seams, appliqué and decorative stitches. Superb effects can be achieved by sewing over decorative yarns. The small hole in the center-front of the foot acts as a guide for a couching cord or elastic thread, but can also be used as a visual guide.



bernina.com/foot-6

6	002 581 73 00	A							
6	008 451 73 00		B	C	D	Ea ²⁻⁴	Eb ²⁻⁴	Ec	F

Open Embroidery Foot #20/20C/20D



This foot is used to create appliqué and embroidery designs and for sewing over lines and patterns. The open shape ensures a perfect view of the sewing area, making this foot ideal for sewing on ribbons and creating attractive appliqué patterns.



bernina.com/foot-20

20	002 588 72 00	A							
20	002 806 71 00*	A2							
20	036 630 70 00	A	B1					Ec ¹⁺² ■	Snap-on
20	008 462 74 00		B	C	D	Ea ²⁻⁴	Eb ²⁻⁴	Ec	F
20C	033 203 72 00			C	D	Ea ³⁺⁴	Eb ³⁺⁴	Ec ³	F
20D	033 151 72 00				D	Ea ³⁺⁴	Eb ⁴		F

* While stocks last
 ■ Ec²: B 475 QE

Open Embroidery Foot with Non-Stick Sole #56



The special non-stick coating on the sole makes it possible to appliqué and do all sorts of decorative embroidery on fabrics that tend to stick during sewing, such as leather, plastic and other similar materials.



bernina.com/foot-56


56	008 480 74 00		B	C	D	Ea ²⁻⁴	Eb ²⁻⁴	Ec	F
----	---------------	--	---	---	---	-------------------	-------------------	----	---

Decorative Sewing

Gathering Foot #16



Suitable for gathering individual fabric layers or for gathering and simultaneously sewing onto a flat piece of fabric. The thin or medium-weight fabric is fed in unevenly whilst being sewn, giving it its characteristic gathering.




bernina.com/foot-16

16	002 596 72 00	A							narrow	
16	008 460 73 00		B	C	D	Ea ²⁺⁴	Eb ²⁺⁴	Ec	F	narrow
16	008 879 73 00			C	D	Ea ³⁺⁴	Eb ³⁺⁴	Ec ³	F	wide

Ruffler #86



For creating ruffles or uniform pleats with ease. The pleat density and depth are set directly on the foot. Makes the gathering and uniform pleating of fabrics child's play.




bernina.com/foot-86

86	008 386 75 00		B	C					
86	033 550 72 00				D	Ea ²⁺⁴	Eb ²⁺⁴	Ec	F

Tailor Tack Foot #7



Especially suitable for marking seam lines and also for sewing elegant embellishments, imitation hemstitch (fagoting), fringes and 3D effects.



bernina.com/foot-7

7	002 582 72 00	A							
7	008 452 74 00		B	C	D	Ea ²⁺⁴	Eb ²⁺⁴	Ec	F

Decorative Sewing

Cordonnet Foot #11



This presser foot is ideally suited for sewing and topstitching with cordonnet as the upper thread and for sewing sashiko patterns and the like. The 2 mm deep groove on the underside of the foot ensures that the thicker upper thread is feed smoothly under the sole.



bernina.com/foot-11

11	002 952 71 00*	A							
11	008 456 73 00		B	C	D	Ea ²⁻⁴	Eb ²⁻⁴	Ec	F

* While stocks last

Braiding Foot #21



This foot lets you guide narrow ribbons and cords with precision whilst couching. The beveled cutout can accommodate cords and narrow ribbons up to 3 mm thick, which can be couched using a utility or decorative stitch.



bernina.com/foot-21

21	002 595 72 00	A							
21	008 463 73 00		B	C	D	Ea ²⁻⁴	Eb ²⁻⁴	Ec	F

Cording Foot #22/25



The grooves allow several strands of side-by-side yarns or narrow ribbons to be couched simultaneously, held in place securely by the latch. This means that the yarns do not need guiding. Foot #22 is designed for three and foot #25 for five side-by-side yarns.



bernina.com/foot-22

22	008 465 74 00		B	C	D	Ea ²⁻⁴	Eb ²⁻⁴	Ec	F	with 3 grooves
25	008 468 74 00		B	C	D	Ea ²⁻⁴	Eb ²⁻⁴	Ec	F	with 5 grooves

Decorative Sewing

Pintuck Foot #30/31/32/33



Pintucks give texture to a fabric surface and are ideal for piping, trimmings, smocking, entredeux and fagoting.

Foot #30: For heavy fabrics such as denim or suit linen, with 4-mm twin needle

Foot #31: For medium-weight fabrics, with 3-mm twin needle

Foot #32: For fine-to-medium-weight fabrics, with 2-mm twin needle

Foot #33: For very fine and lightweight fabrics such as batiste, with 1.6-mm twin needle

30	002 589 72 00	A								with 3 grooves
30	008 470 73 00		B	C	D	Ea ²⁻⁴	Eb ²⁻⁴	Ec	F	with 3 grooves
31	002 590 72 00	A								with 5 grooves
31	008 471 73 00		B	C	D	Ea ²⁻⁴	Eb ²⁻⁴	Ec	F	with 5 grooves
32	002 591 72 00	A								with 7 grooves
32	008 472 73 00		B	C	D	Ea ²⁻⁴	Eb ²⁻⁴	Ec	F	with 7 grooves
33	002 592 71 00*	A								with 9 grooves
33	008 473 73 00		B	C	D	Ea ²⁻⁴	Eb ²⁻⁴	Ec	F	with 9 grooves

* While stocks last



Pintuck and Decorative Stitch Foot with Clear Sole #46C



This foot is specially designed to facilitate the combination of decorative stitches with pintucks. After sewing the pintucks, the same foot can be used to sew beautiful decorative stitches in between the individual pintucks or to couch ribbons. The clear sole provides a good view of the sewing area.

46C	033 308 71 00	B	C	D	Ea ²⁻⁴	Eb ²⁻⁴	Ec	F		
-----	---------------	---	---	---	-------------------	-------------------	----	---	--	--



Pintuck Attachment



033 270 71 00	B	C	D	Ea ²⁻⁴	Eb ²⁻⁴	Ec	F			
---------------	---	---	---	-------------------	-------------------	----	---	--	--	--

The pintuck attachment facilitates the sewing of corded pintucks. Simply guide the filler cord through the channel of the attachment. When used in conjunction with the pintuck foot, the cord is automatically incorporated in the pintuck, creating a beautiful raised effect.



Decorative Sewing

Spanish Hemstitch Attachment #47



The spanish hemstitch attachment enables you to join fabric edges together with or without a cord and create edge finishes with cording. Use the foot #20 to guide 5.5-mm cords and the foot #20C foot to guide 9-mm cords.

47	033 809 73 00	B	C	D	Ea ²⁻⁴	Eb ²⁻⁴	Ec	F
----	---------------	---	---	---	-------------------	-------------------	----	---



bernina.com/Spanish-hemstitch-attachment

Piping Foot #38



One side of the piping foot is higher than the other, allowing it to feed fabric layers of different thicknesses evenly. This foot is also suitable for applying thick ribbons, hook-and-loop tape, and thin cords, as well as for piping of narrow- to-medium width.

38	030 915 71 00	A						
38	031 021 72 00	B	C	D	Ea ²⁻⁴	Eb ²⁻⁴	Ec	F



bernina.com/foot-38

Embroidery Foot with Clear Sole #39/39C



This foot is especially suitable for decorative stitches, buttonhole seams, appliqués, couching perle yarn, and sewing off-the-edge scallops. It can also be used to create raised effects. The small hole in the center of the foot acts as a guide for couching a narrow cord. The clear sole provides a good view of the fabric.

39	031 482 71 00	A						
39C	032 860 70 00*	A2						
39	031 406 72 00	B	C	D	Ea ²⁻⁴	Eb ²⁻⁴	Ec	F
39C	032 171 73 00	C	D		Ea ³⁺⁴	Eb ³⁺⁴	Ec ³	F

* While stocks last



bernina.com/foot-39

Decorative Sewing

Sideways-Motion Foot #40/40C



The perfect tool for sewing sideways-motion patterns, and for sewing utility and decorative stitches in different directions.

40 006 058 70 00* A2

40C	033 205 71 00	C1,2	D2 [■]	Ea [□]	F2
-----	---------------	------	-----------------	-----------------	----

* While stocks last

■ D2: B 780

□ Ea4: B 790, B 790 PLUS



bernina.com/foot-40

Free-motion Couching Foot #43




This presser foot facilitates the sewing-on of appliqués, using cords, yarns, ribbons and braids with a diameter of 2 mm. All sorts of lines and shapes can be created by feeding the cord straight under the needle.

43	031 779 73 00	B	C	D	E	F	
	031 555 50 00	B [■]	C1		Eb	Ec	Thread Guide
	033 080 50 00	B4 [□]	C2,3	D	Ea	F	Thread Guide

■ B4: 430, 440, B 555, B 570 QE

□ B4: 630




bernina.com/foot-43

Leather Roller Foot #55



With its profiled roller, this presser foot is especially suitable for contour quilting and for sewing tight curves on e.g. leather, vinyl and plastic, as well as for quilting and sewing multiple layers of fabric. It can also be used to create jumbo piping.

55	031 304 71 01	A					
55	031 304 71 00	B	C	D	Ea ²⁻⁴	Eb ²⁻⁴	Ec F




bernina.com/foot-55

Decorative Sewing

Double Cord Foot #59C/60C



For simultaneously sewing on two parallel cords with a diameter of 4-6 mm or 7-8 mm. The versatile double cord foot is also ideal for sewing on piping.




bernina.com/foot-59C

59C	032 370 72 00	B	C	D	Ea ²⁻⁴	Eb ²⁻⁴	Ec	F	4-6 mm
60C	032 370 72 01	B	C	D	Ea ²⁻⁴	Eb ²⁻⁴	Ec	F	7-8 mm

Embroidery Foot #15



This foot is ideally suited for appliqué work and free-motion quilting. Its slightly-upwards-curving shape makes it easier to sew on pile and bulky fabrics and to embroider over appliqué designs and densely embroidered motifs.




bernina.com/foot-15

15	032 708 71 00	B	C	D	E	F
-----------	----------------------	---	---	---	---	---

Embroidery Foot #26/26L



Used together with a straight-stitch plate, this embroidery foot is particularly suitable for tasks that use the embroidery module, as well as for darning fine fabrics. The shape of the foot sole reduces the damage to the upper thread and assists in achieving a beautiful embroidery result.



bernina.com/foot-26l

26	031 597 71 00*	B	C	D	E	F
26L	107 779 70 00	B	C	D	E	F

* While stocks last




Decorative Sewing

Appliqué Foot #23



This presser foot is ideal for appliquéing narrow buttonhole seams of up to 2 mm. The specially shaped clear sole provides a perfect view of the sewing area and feeds through dense stitching without a problem, both with straight lines and curves. The notch at the front can also hold a couched thread or ribbon.



23 002 960 73 00 A

23 008 466 73 00 B C D Ea²⁺⁴ Eb²⁺⁴ Ec F

Patchwork

Patchwork Foot #37/37D



This foot is ideally suited to patchwork projects with seam allowances of 3 mm (1/8") or 6 mm (1/4"). The three notches on the side ensure precise guidance for inserting rectangular patchwork pieces.

37	001 127 72 00	A							
37	036 631 70 00	A	B1					Ec ¹⁺² ■	Snap-on
37	008 474 74 00		B	C	D	Ea ²⁺⁴	Eb ²⁺⁴	Ec	F
37D	033 152 72 00				D	Ea ³⁺⁴	Eb ⁴		F

■ Ec: B 475 QE



bernina.com/foot-37

Patchwork Foot with Guide #57/57D



Patchwork Foot #/57/57D differs from Patchwork Foot #37/37D in that it has an additional guide enabling perfectly straight lines to be sewn.

57	032 148 71 00	A							
57	031 577 72 00		B	C	D	Ea ²⁺⁴	Eb ²⁺⁴	Ec	F
57D	032 963 72 00				D	Ea ³⁺⁴	Eb ⁴		F




bernina.com/foot-57

Patchwork Foot #97/97D



This patchwork foot is ideal for creating beautiful quilts and other precision sewing work. The markings on the sole for seam allowances of 3 mm (1/8"), 6 mm (1/4") and 7.5 mm (3/10") ensure accurate guiding. The contact area of this foot is perfect for machines with a 9-mm stitch width, and enables careful guiding of the fabric and stitching when joining pieces of fabric together.

97	035 927 70 00		C	D	Ea ³⁺⁴	Eb ³⁺⁴	Ec ³	F
97D	035 928 71 00			D	Ea ³⁺⁴	Eb ⁴		F



bernina.com/foot-97

Quilting

Darning Foot #9



The special shape of this multi-purpose foot makes it particularly suitable for free-motion embroidery, contour quilting, and producing attractive lace and monograms. Small holes and tears can also be repaired using the hosiery darning hoop.



bernina.com/foot-9

9	002 584 72 00	A							
9	008 454 74 00		B	C	D	Ea ²⁺⁴	Eb ²⁺⁴	Ec	F

Free Motion Embroidery Foot #24



The open embroidery sole offers a free, unobstructed view of the embroidery area. Precise and creative free-motion projects such as monogram, silk-ribbon and Richelieu embroidery and thread painting can be accomplished with ease. The free-motion embroidery foot is also excellent for contour quilting and free-motion quilting of tiny details (microstippling).



bernina.com/foot-24

24	002 593 72 00	A							
24	008 467 74 00		B	C	D	Ea ²⁺⁴	Eb ²⁺⁴	Ec	F

Quilting Foot #29/29C



This quilting foot is used for topstitching quilts with thick and thin padding. The clear sole ensures an unobstructed view of the entire sewing area, which is important for positioning stitches precisely. The foot is especially suited to free-motion quilting tasks such as contour quilting, thread painting and stipple quilting.



bernina.com/foot-29

29	001 128 72 00	A							
29	008 469 73 00		B	C	D	Ea ²⁺⁴	Eb ²⁺⁴	Ec	F
29C	008 880 74 00			C	D	Ea ³⁺⁴	Eb ³⁺⁴	Ec ³	F

Quilting

BERNINA Stitch Regulator (BSR) #42



The perfect foot for free-motion quilting with a controlled stitch length on all materials. The BSR reacts to the movement of the fabric and controls the speed of the needle during free-motion sewing. The set stitch length is maintained irrespective of the movement of the fabric, resulting in absolutely even stitch formation.



bernina.com/BSR

42	031 472 74 01	B4,5	C2,3	D	Ea ²⁻⁴	Eb ²⁻⁴	Ec ²⁺³	F
----	---------------	------	------	---	-------------------	-------------------	-------------------	---

▪ C2: 730

Echo Quilting and CutWork Foot #44C



This presser foot is the ideal companion for a host of creative sewing projects such as echo and shadow quilting, free-motion quilting, thread painting, and free-motion embroidery with zigzag stitch. The disc-shaped clear sole moves easily over raised areas of fabric. The crosshair and concentric circular markings help you position the stitches precisely. In addition, this foot produces excellent cutting results with CutWork designs.




bernina.com/foot-44

44C	033 369 72 00	B	C	D	E	F
-----	---------------	---	---	---	---	---

Adjustable Ruler Foot #72/72S



Use this height-adjustable foot to sew along a 1/4-inch-thick plexiglass ruler and to create decorative quilt designs such as lines, feathers and circles. The markings on the inside and outside allow for precise sewing, and the dial lets you adjust the height of the foot individually to the fabric thickness. The Presser Foot #72S can be replaced without cutting the thread. This makes it easy to switch from Rulerwork to other applications. Both presser feet are compatible with the couching inserts and the echo quilting clips.



bernina.com/foot-72

72	105 121 70 00	A
72	101 786 70 00	B C D Ea Eb Ec F
72S	105 803 70 00	B C D Ea ²⁻⁴ Eb ²⁻⁴ Ec F with Slit


Quilting

Adjustable Stippling Foot #73



73	105 120 70 00	A							
73	104 211 70 00		B	C	D	Ea ²⁺⁴	Eb ²⁺⁴	Ec	F

This height-adjustable presser foot is the perfect foot for free-motion quilting and embroidery. Especially for quilting small patterns and detail work. The open shape of the presser foot sole provides a perfect view of the sewing good. Due to the adjustment wheel, the foot height can be individually adjusted to the fabric thickness. The dull gray coating of the foot prevents the user from being dazzled.



bernina.com/foot-73

Adjustable Gliding Cup Foot #74



74	105 118 70 00	A							
74	104 213 70 00		B	C	D	Ea ²⁺⁴	Eb ²⁺⁴	Ec	F

The height adjustability by operating the adjustment wheel makes it possible to adjust the foot to all fabric thicknesses as required. The foot is perfect for free-motion, echo and shadow quilting, yarn painting, straight and zigzag stitches as well as appliqués. Due to the high cup of the foot it glides perfectly over applications, thick seams and decorations. The transparent cup provides a very good view of the sewing good.



bernina.com/foot-74

Echo Quilting Clips




102 959 71 00		B	C	D	Ea ²⁺⁴	Eb ²⁺⁴	Ec	F
---------------	--	---	---	---	-------------------	-------------------	----	---

When working with the echo quilting clips, you sew along a plexiglass ruler to create decorative quilt patterns such as lines, feathers, circles etc. Due to the imprinted markings on the clips exact working goes smoothly. They are to be used in combination with the Adjustable Ruler Foot #72 and the Ruler Kit.

Content of set

- 1x echo quilting clip, radius ½ Inch
- 1x echo quilting clip, radius ¾ Inch
- 1x echo quilting clip, radius 1 Inch



bernina.com/Echo-quilting-Clips

Quilting

Couching Inserts



With these couching inserts strings, cords, wool or felt threads can be sewn or embroidered on the project in an artistic way. Either guided along a plexiglass ruler or as free as you please. They are to be used in combination with the Adjustable Ruler Foot #72 and the Ruler Kit.

Content of set

1x couching insert, Ø 1.4 mm

1x couching insert, Ø 1.8 mm

1x couching insert, Ø 2.2 mm

102 960 71 00


B C D Ea²⁻⁴ Eb²⁻⁴ Ec F



bernina.com/couching-inserts

Presser Foot Sets

Presser Foot Set



This set for 5.5 mm machines contains the following 5 practical presser feet for special stitches and sewing tasks.

Content of set

Reverse Pattern Foot #1
 Buttonhole Foot #3
 Buttonhole Foot with Slide #3B
 Zipper Foot #4
 Blindstitch Foot #5

031 662 71 00

B

Ea² Eb² Ec¹

bernina.com/presser-foot-set

Presser Foot Set D



This set for 9 mm machines contains the following presser feet and represents a useful basic set.

Content of set

Jeans Foot #8D
 Edgestitch Foot #10D
 Open Embroidery Foot #20D
 Reverse Pattern Foot with Clear Sole #34D
 Patchwork Foot #97D

031 662 71 01

D

Ea³⁺⁴ Eb⁴

F



bernina.com/presser-foot-set-D

ACCESSORIES FOR SEWING MACHINES



Accessories for Sewing Machines

Adapter Shank #75/77



The foot extensions are used to attach various accessories to the machine in combination with the Ruffler #86.



bernina.com/standard-adapter-shank-75

75	032 705 71 00	A								Standard
75	032 702 71 00	B	C	D	Ea ²⁺⁴	Eb ²⁺⁴	Ec	F		Standard
77	032 713 71 00	A								short
77	032 710 71 00	B	C	D	Ea ²⁺⁴	Eb ²⁺⁴	Ec	F		short

Snap-On Shank #78



Snap-on presser feet consist of a snap-on shank and various snap-on soles, depending on their use. A clamping mechanism ensures easy and secure attachment of the sole.



bernina.com/snap-on-shank-78

78	032 703 71 00	A1 [■]								
78	032 725 71 00	B	C	D	Ea ²⁺⁴	Eb ²⁺⁴	Ec	F		

■ A1: 1008

Patchwork Seam Guide



The patchwork seam guide helps you sew patchwork and hems accurately. It can be adjusted to sit right at the edge of the presser foot, or can be attached a slight distance from the edge of the foot.



bernina.com/patchwork-seam-guide

032 706 71 00	A	B	C	D	Ea ²⁺⁴	Eb ²⁺⁴	Ec	F		Set (incl. screw)
330 030 131+	A	B	C	D	Ea ²⁺⁴	Eb ²⁺⁴	Ec	F		Screw

Accessories for Sewing Machines

BERNINA Stitch Plates

In addition to the standard stitch plate supplied with the machine, BERNINA offers other stitch plates for specific applications. Each has its own color code identifying it with the relevant application. The stitch plates differ from one another mainly in terms of the design of the needle hole and the engraved measurements in mm, inches, or a combination of both.

Straight and CutWork Stitch Plate



The Straight and CutWork Stitch Plate is color-coded orange. It can be used for straight-stitching and embroidery, as well as for CutWork and CrystalWork projects. When straight-stitching, perfect stitch formation is achieved by using this stitch plate with a presser foot with a small opening, such as foot #8, #26, #53, #62 or #64.



bernina.com/straight-cutwork-stitch-plate

006 857 70 01	A1 [■]	mm
003 098 70 00	A2	mm
003 098 70 01	A2	Inch
033 339 71 04	B1 [□]	mm/Inch
033 339 72 00	B1,4,5 [◆]	mm/Inch
033 339 71 03	B2,3	mm/Inch
033 339 71 02	C1,2	mm/Inch 1.4 mm
008 865 71 03*	C1,2	mm/Inch 2.0 mm
033 339 73 13	C3	mm/Inch
033 339 71 07	D	Ea ³⁺⁴ Eb ³⁺⁴ Ec ³ mm/Inch
033 339 70 14		Ea ² Eb ² Ec ¹⁺² mm/Inch
034 914 70 00		F mm/Inch

* While stocks last
[■] A1: 1000 – 1530
[□] B1: 125 – 145
[◆] B1: 210 – B 380

9-mm Stitch Plate with 5.5-mm Stitch Hole



Color-coded purple, this stitch plate has a reduced needle-hole width of 5.5 mm. Suitable for all 9-mm machines, it achieves particularly good results when sewing thin or soft materials. All zigzag and decorative stitches up to a width of 5.5 mm can be used to create detailed sewing projects.



bernina.com/stitch-plate-9mm

006 216 70 01*	A2	mm
033 339 72 11*	C1,2	mm/Inch
033 339 71 10	C3	mm
031 045 70 01	C3	Inch
033 339 70 08	D	Ea ³⁺⁴ Eb ³⁺⁴ Ec ³ mm/Inch
034 915 70 00		F mm

* While stocks last

Accessories for Sewing Machines

5.5-mm PunchWork Stitch Plate



This CB hook stitch plate can be used for both sewing and felting. The large round opening is for the felting needles.

033 371 70 06*	B1 [■]
031 050 70 10*	B1,4,5 [□]
007 874 71 10*	B2,3

* While stocks last
[■] B1: (125– 145 S)
[□] B1: 210 – B 380



bernina.com/punchwork-stitch-plate-5mm


PunchWork Stitch Plate



Color-coded yellow, this stitch plate has three needle holes arranged lengthways for the felting needles. Close guiding of the needles means better support of the material.

033 691 70 00*	C1,2
033 690 70 00	C3
033 339 71 06	D Ea ¹⁺³⁺⁴ Eb ¹⁺³⁺⁴ Ec ³
033 685 71 00	F

* While stocks last



bernina.com/punchwork-stitch-plate

CB Hook Bobbins and Bobbin Cases



Each BERNINA hook system has its own bobbin cases for sewing, embroidery and bobbinwork. There is a bobbin to match each bobbin case.

001 536 73 00	A1 [■] B
034 320 71 07	A1 [■] B
034 320 71 06	A1 [■] B

[■] A1: 910 – 933, 1004 – 1031, 1080 – 1530


- 1) Single Bobbin
- 2) Bobbin case for sewing and embroidery
- 3) Bobbin case for bobbinwork



bernina.com/CB-hook-bobbin-cases

Accessories for Sewing Machines

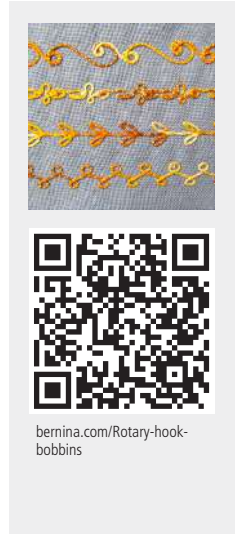
Rotary Hook Bobbins and Bobbin Cases



Each BERNINA hook system has its own bobbin cases for sewing, embroidery and bobbinwork. There is a bobbin to match each bobbin case.

330 026 03 0+	A1 [■]	1) Single Bobbin
006 026 53 00	A1,2 [□] C	2) Single Bobbin
032 295 54 00	F	3) Single Bobbin
033 210 72 00	F	3) Bobbins in box (5 pieces)
034 320 71 05	A1,2 [□] C	4) Bobbin case for sewing
034 320 71 04	C	5) Bobbin case for embroidery

■ A1: 940/950
 □ A1: 1000 – 1001, 1050 – 1070




B9/BERNINA Hook Bobbins and Bobbin Cases



Each BERNINA hook system has its own bobbin cases for sewing, embroidery and bobbinwork. There is a bobbin to match each bobbin case. The 7 Series has two hooks: the B9 hook and the BERNINA hook. To distinguish between them, all BERNINA hook components are marked with a triangle, as are the bobbin cases.

033 436 54 00	D E	1) Single Bobbin
033 210 70 01	D E	1) Bobbins in box (5 pieces)
034 320 71 01	D	2) Bobbin case for sewing and embroidery
034 320 71 03	E	3) Bobbin case for sewing and embroidery
034 320 70 00	D	4) Bobbin case for bobbinwork
034 320 71 02	E	5) Bobbin case for bobbinwork
034 320 70 09	E	6) High thread tension bobbin case



Circular Embroidery Attachment #83



The circular embroidery attachment allows you to sew fancy and decorative circles or semicircles of various diameters using utility or decorative stitches or lettering. It is also suitable for appliquéing ribbons. Using the extension table increases the sewing-bed area, making it ideal for precise decorative sewing.

83 008 373 74 00	B C D Ea ²⁻⁴ Eb ²⁻⁴ Ec F
-------------------------	--



Accessories for Sewing Machines

Eyelet Embroidery Attachment #82 with Foot #92



82 008 359 75 00 B C D Ea²⁻⁴ Eb²⁻⁴ Ec F

Used with presser foot #92 (included), this device enables you to embroider beautiful decorative and functional eyelets, which are very popular on sportswear and materials such as jersey.



bernina.com/foot-82

Presser Foot for Eyelet Embroidery #92



92 032 718 72 00* B C D Ea²⁻⁴ Eb²⁻⁴ Ec F

* While stocks last

Suitable for use with Eyelet Embroidery Attachment #82, this free-motion embroidery foot is used to embroider eyelets and for functional decorative purposes.




bernina.com/foot-92

Adjustable Guide



032 855 71 00 A B C D Ea²⁻⁴ Eb²⁻⁴ Ec F

The adjustable guide consists of a guide tool and an edge guide, and allows you maintain even spacing between rows of straight or decorative stitching. It is very helpful when making quilted lining, patchworking, or engaging in other decorative sewing tasks. The adjustable edge guide is used primarily to create precise seams and perfect hems, and ensures particularly good results when edge-stitching. The guide tool and edge guide can be attached to the shaft of most presser feet.



bernina.com/Adjustable-Guide

Accessories for Sewing Machines

Right and Left Seam Guide



This seam guide for the right or left of the needle is a guide tool. It is used to maintain parallel spacing between rows of stitching and for neat, straight edges and hems.

033 338 71 00	A	B	C	D	Ea ²⁻⁴	Eb ²⁻⁴	Ec	F	right
033 338 70 01	A	B	C	D	Ea ²⁻⁴	Eb ²⁻⁴	Ec	F	left



bernina.com/right-left-seam-guide

Seam Guide with Scale



Used as a guide tool to the right and left of the needle, the Seam Guide with scale helps with traditional sewing tasks as well as with more complex sewing projects. Marked in centimeters and inches, the scale allows you to sew parallel lines accurately and to maintain an even distance between rows of stitching.

003 027 71 00	A	B	C	D	Ea ²⁻⁴	Eb ²⁻⁴	Ec	F	Set
----------------------	---	---	---	---	-------------------	-------------------	----	---	-----



bernina.com/seam-guide-with-scale

Fabric-Feeding Aid for Sewing Buttonholes



In combination with the Buttonhole Foot with Slide #3A/3B this fabric-feeding aid improves the feed when sewing buttonholes in thick, fluffy and elastic materials, and it is especially suitable for sewing a buttonhole close to an edge.

031 247 71 00	B	C	D	Ea ²⁻⁴	Eb ²⁻⁴	Ec	F
----------------------	---	---	---	-------------------	-------------------	----	---



bernina.com/fabric-feeding-aid

Accessories for Sewing Machines

Buttonhole Leveler



The leveler improves the feed of the Buttonhole Foot with Slide #3A/3C when sewing buttonholes in fabrics of different heights, e.g. along finished edges.



bernina.com/buttonhole-leveler

033 332 71 01	A2	B [■]	C	D	Ea ²⁺⁴	Eb ²⁺⁴	Ec	F	wide
033 332 71 00*	A1 [□]								narrow

* While stocks last
 ■ B1: 135 – 145, 230 – B 380
 □ A1: 1130, 1230

Buttonhole Cutter with Wooden Block



Measuring 1.3 mm (1/2") in width, this buttonhole cutter is used to open up sewn buttonholes.




bernina.com/buttonhole-cutter

032 580 71 00	A	B	C	D	Ea ²⁺⁴	Eb ²⁺⁴	Ec	F
----------------------	---	---	---	---	-------------------	-------------------	----	---

Accessories for Sewing Machines

Slide-on Table



The slide-on table is used to increase the sewing area while maintaining the freearm passage.



bernina.com/free-arm-slide-on-table


003 175 70 00	A1,2 [■]	with Seam Guide
030 347 51 01	B1 [□]	1)
033 045 70 00	B1 [◆]	1)
031 073 52 01	B4 C3	1)
033 114 71 00	B4,5 C3	2) with quick release button
008 868 50 00	B2,3 C1,2	2)
033 131 70 00	D Ea	2)
103 254 70 00	Eb	2)
103 493 71 00	Ec	2)
031 846 72 00	F	2)

■ A1: 1000 – 1530
 □ B1: 125 – 240
 ◆ B1: B 325 – B 380

Seam Guide for Slide-On Table



The seam guide for slide-on table is a useful tool for topstitching wide borders and hems.



bernina.com/seam-guide-slide-on-table

002 909 51 00	A1 [■]
033 046 70 00	B1,4,5 [□] C3 Eb ²⁻⁴ Ec
030 726 70 00	B2,3 C1,2
032 527 71 00	D Ea ²⁻⁴ F


■ A1: 1008
 □ B1: B 325 – B 380

Accessories for Sewing Machines

Plexiglass Slide-on Table for Quilting



The slide-on table for quilting increases the work surface of the sewing machine, which is very helpful when working on large quilting and sewing projects.



bernina.com/plexiglass-extension-table

030 129 72 01*	A1,2 [■]	60 x 45 cm
030 129 72 09	B1	60 x 60 cm
030 129 72 04	B4,5 C3	60 x 60 cm
030 129 72 08	D Ea ²⁻⁴	60 x 45 cm
030 129 70 10	Eb ²⁻⁴	60 x 45 cm
030 129 70 11	Ec	60 x 45 cm
030 129 72 06	F	60 x 45 cm

* While stocks last
 ■ A1: 1000 – 1530

Ruler Kit



The ruler set can be used in combination with the Adjustable Ruler Foot #72 to create decorative quilt patterns. The height of the individual rulers allows for easy handling together with the quilt project below the presser foot.

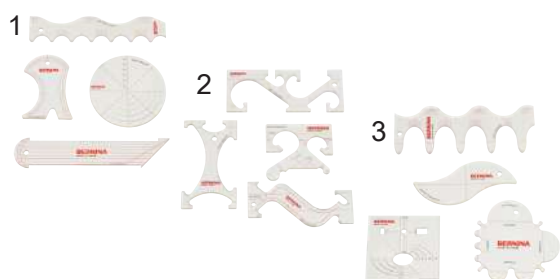


bernina.com/ruler-kit

102 379 70 01*	B C D Ea ²⁻⁴ Eb ²⁻⁴ Ec F
-----------------------	--

* While stocks last

Ruler Kit



The ruler set can be used in combination with the Adjustable Ruler Foot #72 to create decorative quilt patterns. The height of the individual rulers allows for easy handling together with the quilt project below the presser foot.

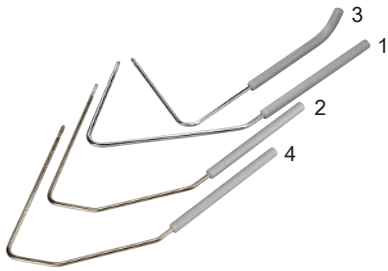


bernina.com/rulersets

106 960 50 00	A B C D Ea Eb Ec F	1)
106 961 50 00	A B C D Ea Eb Ec F	2)
106 962 50 00	A B C D Ea Eb Ec F	3)

Accessories for Sewing Machines

Free Hand System (FHS)




BERNINA's unique Free-Hand System (FHS) lets you raise the presser foot while simultaneously lowering the feed dog via a knee-operated lever. This also increases the gap between stitch plate and presser foot, and leaves both hands free to guide your project.

001 635 77 00	A	B	C				
001 635 77 01	A	B	C	D	Ea ²⁻⁴	Eb ²⁻⁴	Ec
001 635 73 02	A	B1-4	C				
001 635 77 04							F

- 1) FHS Standard
- 2) FHS for sewing-machine cabinet
- 3) FHS Special (short)
- 4) FHS Standard



Free Hand System (FHS) Retrofit Kit




The retrofit kit is ideal for retrofitting a knee lifter.

030 146 70 00*	B1		
008 610 71 00	B2,3	C1	

* While stocks last




Sewing Light



Boasting a very long service life, this light illuminates the sewing area with bright-as-day light, allowing you to sew with precision and accuracy.

030 753 70 00	B1 [■]		2) CFL
004 992 74 00	B2,3 [□]	C1,2 [◆]	1) LED
030 683 74 00	B4	C3	2) CFL

[■]B1: 125 – 240
[□]B2: 155 + 163
[◆]C1: 185



Accessories for Sewing Machines

Hosiery Darning Hoop



Used together with Darning Foot #9, the hosiery darning hoop lets you darn hosiery, socks and other textiles in no time flat, and prevents the fabric from puckering or wrinkling.

001 548 71 01	A	B1,4,5	C3			Ec
001 548 71 03		B2,3	C1,2	D	Ea ²⁻⁴	Eb ²⁻⁴ F



bernina.com/hosiery-darning-hoop

Guide Eyelet for Metallic and Silk Thread



This eyelet acts as an additional thread guide, preventing metallic and silk threads from slipping off the spool.

008 814 72 00	B	C
---------------	---	---



bernina.com/guide-eyelet

Thread Lubrication Unit



The use of the thread lubrication unit is particularly recommended when working with metallic and loosely twisted threads. The silicone fluid greatly improves the friction properties of these threads and effectively protects delicate threads from damage and breaking.

031 161 73 00	A	B	C	D	E	
033 596 70 00						F
031 963 50 00						

Silicone fluid



bernina.com/thread-lubrication-unit

Accessories for Sewing Machines

Sewing Machine Oil



Regular care ensures that your sewing machine runs smoothly. Lubricating with this convenient oil pen is an important part of it.



bernina.com/sewing-machine-oil

033 567 71 01

D E F

Magnifying Lens Set



The practical magnifying lens set enhances your view of the working area. The three lenses have magnification factors of 1.25, 1.5 and 2, making it easier to thread the needle and sew tricky areas. The set can also be used with a hand holder as a practical reading lens.




bernina.com/magnifying-lens-set

008 264 75 00

A B C D E F

Mounting Bracket for Magnifying Lens and PunchWork Tool



Mounting bracket for attaching the magnifying lens or PunchWork tool.



bernina.com/mounting-bracket

033 853 70 01	B1	1)
033 853 70 00*	B2,3 C1,2	2)
033 853 72 02	B4,5 C3	3)
033 853 72 03	D E	4)
032 052 70 00		F

* While stocks last

Accessories for Sewing Machines

PunchWork Tool for CB Hook



031 571 72 00

B

Ideal for needle-felting with wool yarns or loose wool fibers, the PunchWork tool for CB hook machines lets you work decorative designs and motifs into fabrics such as felt, wool, loden cloth, fulled fabrics and denim with no lycra. This tool should be used in conjunction with the 5.5-mm PunchWork stitch plate.


bernina.com/punch-work-tool

PunchWork Tool for Rotary, B9 and BERNINA Hook



032 678 72 00

C

D

Ea¹⁺³⁺⁴Eb¹⁺³⁺⁴Ec³

F

Ideal for needle-felting with wool yarns or loose wool fibers, the PunchWork tool for CB hook machines lets you work decorative designs and motifs into fabrics such as felt, wool, loden cloth, fulled fabrics and denim with no lycra. The clear finger guard is height-adjustable, and there is a holder at the front and back for different thicknesses of felting yarn and tapes. This tool should be used in conjunction with the PunchWork stitch plate.


bernina.com/punchwork-tool

Felting Needles



1



2

Felting needles are special barbed needles which punch fibers into a base fabric for decorative purposes.


bernina.com/felting-needles-long

032 178 71 00

B

1) long

033 940 70 00

C

D

Ea¹⁺³⁺⁴Eb¹⁺³⁺⁴Ec³

F

2) short

Accessories for Sewing Machines

USB Stick



The USB stick is a handy portable storage medium for storing data, embroidery patterns and update files.



bernina.com/bernina-usb-stick

104 081 70 00

C3[■] D[□] E

F[◆]

- C3: 435, B 560, B 580
- Firmware update may be required
- ◆ F: B 880, B 880 PLUS

Multiple Spool Holder



The multiple-spool holder offers quick access to threads as well as thread changes, which is especially useful for multi-colored embroidery designs. The path from the telescopic thread stand to the needle is also longer, allowing difficult yarns to untangle before being sewn.



bernina.com/multiple-spool-holder

008 983 75 00

B2,3,4,5

C

D

E

F

030 205 72 01

B2,3,4,5

C

D

E

F

Adapter

Multiple Spool Holder Extension



By using the practical extension, additional spools can be placed.



bernina.com/multiple-spool-holder-extension

008 979 71 00

B2,3,4,5

C

D

E

F

Accessories for Sewing Machines

BERNINA Accessories Box



The practical BERNINA Accessories Box stores your presser feet, bobbins, needles and tools neatly so they are always visible and to hand. Fold-out feet ensure a secure position at the workplace.

030 396 72 04	B1 [■]				
030 396 72 13	B1,4,5 [□]	C3 [◆]			
030 396 72 03	B2,4 [○]				
030 396 71 01		C1,2			
030 396 72 05		C3 [■]			
030 396 72 12		D	Ea		
103 255 71 00			Eb	Ec	
030 396 73 11					F

- B1: 125 – 240
- B1: B 330 – B 380; B4: B 555, B 570 QE
- ◆ C3: B 560, B 580
- B4: 430, 440 QE, 630
- C3: 435, 450, 640



bernina.com/accessories-box

Touchscreen Pen



For easy operation of the touchscreen on sewing and embroidery machines. The pen is magnetic and can be attached to the right side of the machine. Using the touchscreen pen helps keep the screen clean.

033 333 71 00	B3,4 [■]	C1,2,3 [□]	D	Ea	F	1)
104 090 70 00				Eb	Ec	2)

- B4: B 555, B 570 QE, 630
- C3: B 560, B 580, 640



bernina.com/touchscreen-pen

Carrying Bags for Sewing Machines and Embroidery Modules



Keep your sewing machine and embroidery module in tip-top condition while you're traveling. The inner compartments provide additional space for storing accessories.

033 284 52 00	B	C	1)
030 895 51 03	B3,4	C	2)



bernina.com/carrying-bag-sewing-machine

Accessories for Sewing Machines

Carrying Case



The carrying case protects your sewing machine from dust and dirt. It has a built-in accessories compartment.



bernina.com/carrying-case

001 898 72 02* A1[■]

001 559 71 07* A1,2[□]

031 101 71 00* B2,3 C1,2

* While stocks last
[■] A1: 1000 – 1050
[□] A1: 1070 – 1530

Accessory Bag



The practical accessory bag can either be attached to the trolley, or carried as a shoulder bag. The various pockets inside and outside provide plenty of space for presser feet, accessories and a 15-inch laptop.



037 214 70 00 A B C D E F

Accessory Case



This accessory case is suitable when you are at home or on the move. It offers plenty of space for over 40 presser feet, several bobbins, bobbin cases, as well as stitch plates and other accessories. With its 3 removable layers, it is very flexible and can be packed as requested. Also smaller accessories find their place in the centrally sewn-in panel with different compartments. The removable layers are compatible with the accessory case for overlocker machines.



bernina.com/accessory-case

104 265 71 00 A B C D E F



Accessories for Sewing Machines

L Trolley System



The practical trolley and embroidery-module bag are very sturdy, and are perfect for transporting your machine when you're on the go. Numerous inner and outer pockets offer plenty of room for accessories. Robust wheels and an extendable telescopic handle allow you to pull your sewing machine and attached embroidery module behind you with ease. The side handles are also convenient when loading and unloading the bags. The embroidery-module bag can be attached to the trolley's telescopic handle or carried separately with the adjustable shoulder strap.



bernina.com/L-trolley

036 180 71 01	A	B	C	Eb	Ec	1)
033 476 71 01	B3,4	C		Eb		2)

XL Trolley System



The practical trolley and embroidery-module bag are very sturdy, and are perfect for transporting your machine when you're on the go. Numerous inner and outer pockets offer plenty of room for accessories. Robust wheels and an extendable telescopic handle allow you to pull your sewing machine and attached embroidery module behind you with ease. The side handles are also convenient when loading and unloading the bags. The embroidery-module bag can be attached to the trolley's telescopic handle or carried separately with the adjustable shoulder strap.




bernina.com/XL-trolley

036 180 70 00	D	Ea		F		1)
033 476 70 00	D2	Ea ¹⁺²⁺⁴		F2		2)

Needle Assortment



The BERNINA Needle Assortment contains high-quality needles of various types and sizes for different materials and applications.



bernina.com/needle-assortment

Accessories for Sewing Machines

BERNINA Flat-Shank Needles

Needle Type		Color Application	Color Needle Size NM							
Short-groove needle	130/705 H	Universal Needle	No color	60	70	80	90	100	110	120
				•	•	•	•	•	•	•
	130/705 H-J	Jeans Needle	Blue			80	90	100	110	
						•	•	•	•	
	130/705 H-M	Microtex Needle	Violet	60	70	80	90			
				•	•	•	•			
	130/705 H-N	Topstitch Needle	Light green			80	90	100		
						•	•	•		
	130/705 H-Q	Quilting Needle	Green			75	90			
						•	•			
	130/705 H WING	Hemstitch Needle	No color					100		120
								•		•
	130/705 H METAFIL	Metafil Needle	Antique pink			80				
					•					
130/705 H-E	Embroidery Needle	Red			75	90				
					•	•				
130/705 H SUK	Jersey/Embroidery Needle	Orange	60	70	80	90	100			
			•	•	•	•	•			
130/705 H-S	Stretch Needle	Yellow			75	90				
					•	•				
130/705 H SES	Fine Fabrics Needle	No color		70	80	90*				
				•	•	•				
130/705 H LR	Leather Needle	Brown				90	100			
						•	•			
Long-groove needle	130/705 H PRO	Universal Needle	No color			90	100	110		
						•	•	•		
	130/705 H-J PRO	Jeans Needle	No color			80	90	100		
					•	•	•			
130/705 H SUK PRO	Jersey/Embroidery Needle	No color			80	90	100			
					•	•	•			
Special needle	130/705 H ZWI	Universal Twin Needle Gap (mm)	No color	70	80	90	100			
				1.6	2.0	3.0	4.0			
					2.5	4.0	6.0			
					4.0		8.0			
	130/705 H-S ZWI	Stretch Twin Needle Gap (mm)	No color		75					
					2.5					
					4.0					
	130/705 H ZWIHO	Hemstitch Twin Needle Gap (mm)	No color				100			
							2.5			
	130/705 H DRI	Universal Triple Needle Gap (mm)	No color		80					
				3.0						
PUNCH	Felting Needle	No color								
130/705 DE	Double eye Needle	No color			80					
					•					
ELx705 CF	Coverstitch Needle	Black			80*	90*				
					•	•				
ELx705 SUK CF	Jersey/Coverstitch Needle	Black			80*	90*				
					•	•				

* Only available in an assortment.




ACCESSORIES FOR EMBROIDERY MACHINES



Accessories for Embroidery Machines

Embroidery Modules



The large embroidery area of the embroidery module makes working on your creative projects a breeze. The embroidery module turns a BERNINA sewing machine into an embroidery machine, enabling you to produce stunning and reliable results in a next to no time.

The new BERNINA Smart Drive Technology (SDT) module elevates your embroidery experience with enhanced stitch quality, smoother and quieter movement and up to 55% higher embroidery speed.

024 580 90 XX [■]	B4	C2,3 [□]			S
024 590 90 00 *				Eb	M
024 592 90 00				Eb	M (SDT)
024 880 92 00 *		D2	Ea ¹⁺²⁺⁴	F2	L
024 882 90 00		D2	Ea ¹⁺²⁺⁴	F2	L (SDT)

* While stocks last

■ Last two digits vary depending on country.

□ C2: 200



bernina.com/embroidery-module-l-sdt

Plexiglass Slide-on Table for Embroidery Module



The slide-on table for the embroidery module provides additional space around the embroidery hoop, thereby distributing the weight of large embroidery projects evenly.

030 129 71 05 *	B4,5	C3			60 x 45 cm
030 129 71 03 *	B3	C1,2			60 x 45 cm

* While stocks last



bernina.com/extension-embroidery-module

Freearm Embroidery Adapter for Medium and Oval Hoops



These adapters provide you with more space, making them ideal for embroidering tubular and closed sewing projects such as trouser legs, blouses, coat pockets and small t-shirts. They are designed for use with the small embroidery hoop/ medium and oval embroidery hoops, respectively.

033 648 70 00 *	B4	C1,2,3 [■]			
------------------------	----	---------------------	--	--	--

* While stocks last


■ C1: 185



bernina.com/adapter-medium-oval-hoop

Accessories for Embroidery Machines

Small Embroidery Hoop



For small embroidery designs and free-arm embroidery of tubular items such as sleeves, trouser legs or similar. The template allows accurate positioning of the motif on the item to be embroidered.

Embroidery area
 1: 5.0 × 7.2 cm
 2: 4.0 × 6.0 cm

030 869 72 00	B4	C1,2,3 [■] D2	Ea ¹⁺²⁺⁴ Eb	F2	1)
008 916 70 00	B3	C1 [□]			2)

■ C1: 185
 □ C1: 180



bernina.com/small-embroidery-hoop

Medium Embroidery Hoop



This hoop is large enough to accommodate attractive medium-sized embroidery designs. The template allows accurate positioning of the motif on the item to be embroidered.

Embroidery area
 10 × 13 cm

030 871 72 00	B4	C1,2,3 [■] D2	Ea ¹⁺²⁺⁴ Eb	F2	1)
008 915 70 00	B3	C1 [□]			2)

■ C1: 185
 □ C1: 180



bernina.com/Medium-hoop

Large Embroidery Hoop



The big embroidery hoop for large-scale embroidery designs or combinations of motifs. The template allows accurate positioning of the motif on the item to be embroidered.

Embroidery area
 15.5 × 20 cm

008 914 73 00	B3	C1 [■]			
----------------------	----	-----------------	--	--	--

■ C1: 180



bernina.com/Large-hoop

Accessories for Embroidery Machines

Large Oval Embroidery Hoop



Designed for large embroidery projects, the large oval hoop is ideal for combining several small motifs. The template allows accurate positioning of the motif on the item to be embroidered.

Embroidery area
14.5 × 25.5 cm

030 870 74 00 B4 C1,2,3[■] D2 Ea¹⁺²⁺⁴ Eb F2

030 575 50 01 B4 C1,3[■] Template

030 575 52 00* C2 D2 Ea¹⁺²⁺⁴ Eb F2 Template, violet

* While stocks last
■ C1: 185



bernina.com/large-oval-hoop

Midi Embroidery Hoop



Designed for large embroidery projects, the large oval hoop is ideal for combining several small motifs. The template allows accurate positioning of the motif on the item to be embroidered. A large rotating knob with a ratchet mechanism allows for easy hooping and unhooping of the material. The template allows accurate positioning of the motif on the item to be embroidered.

Embroidery area:
26.5 × 16.5 cm

102 374 70 00 D2 Ea¹⁺²⁺⁴ Eb F2



bernina.com/midi-hoop

Maxi Embroidery Hoop



This embroidery hoop is for especially large embroidery designs and combinations of motifs, as well as borders. A large rotating knob with a ratchet mechanism allows for easy hooping and unhooping of the material. The template allows accurate positioning of the motif on the item to be embroidered.

Embroidery area
40 × 21 cm

034 925 70 00 D2 Ea¹⁺²⁺⁴



bernina.com/Maxi-Hoop

Accessories for Embroidery Machines

Mega Embroidery Hoop



The embroidery hoop for extra-large embroidery designs and combinations of motifs, as well as borders. The three embroidery positions allow you to embroider precisely without mismatches or gaps. The template allows accurate positioning of the motif on the item to be embroidered.


Embroidery area
15 × 40 cm

030 580 75 00 B4 C2,3 D2 Ea¹⁺²⁺⁴ Eb F2



bernina.com/Mega-Hoop

Jumbo Embroidery Hoop



Ideal for especially large embroidery projects, this hoop excels at creating extra-large embroidery designs, combinations of motifs, and borders. A large rotating knob with a ratchet mechanism allows for easy hooping and unhooping of the material. The template allows accurate positioning of the motif on the item to be embroidered.

Embroidery area
40 × 26 cm

032 842 73 00 D2 Ea¹⁺²⁺⁴ F2



bernina.com/Jumbo-Hoop

Small Clamp Embroidery Hoop



The small clamp embroidery hoop is the ideal hoop for quilting. The square shape is well suited for square embroidery designs that are common in quilting. Positioning and hooping quilting projects in the embroidery hoop is made easy by attaching repositionable clamps to a single hoop. The template serves as a support for accurate positioning.

Embroidery Area
16.5 × 16.5 cm

107 410 70 00 D2 Ea¹⁺²⁺⁴ Eb F2



bernina.com/small-clamp-hoop



Accessories for Embroidery Machines

Medium Clamp Embroidery Hoop



106 726 70 00

D2

Ea¹⁺²⁺⁴

F2

The medium clamp embroidery hoop is the ideal hoop for quilting. The square shape is well suited for square embroidery designs that are common in quilting. Positioning and hooping quilting projects in the embroidery hoop is made easy by attaching repositionable clamps to a single hoop. The template serves as a support for accurate positioning.

Embroidery area
21.5 × 21.5 cm



bernina.com/medium-clamp-hoop

Large Freearm Embroidery Hoop



106 681 70 00

D2

Ea¹⁺²⁺⁴

Eb

F2

The large freearm embroidery hoop is designed to allow the use of the BERNINA freearm for tubular embroidery projects, such as shirts or ready-made bags. A large rotating knob with a ratchet mechanism provides easy hooping and unhooping of the material. The template serves as a support for accurate positioning.

Embroidery area
14.5 × 25.5 cm



bernina.com/large-freearm-hoop

"Hoop ,n' Buddyz" Hoop Insert



031 184 70 00

B4

C1,2,3[■] D2Ea¹⁺²⁺⁴

Eb

F2

Used in conjunction with the large oval embroidery hoop, this hoop is ideal for embroidering caps and for working with slippery or difficult materials.



bernina.com/hoopnbuddyz

[■] C1: 185

Accessories for Embroidery Machines

BERNINA Embroidery Design Studio



Finding attractive embroidery motifs

The BERNINA Embroidery Design Studio is an online library that makes tens of thousands of professionally digitized motifs available to embroiderers. Simply enter a term or an embroidery technique in the web shop's search box and select, pay for and download your desired motif from the preview – it couldn't be easier!

Embroidering the motifs

The motifs are downloadable in all common data formats, and can be embroidered on almost any sewing and embroidery machine. The BERNINA Artlink software, which is available free of charge, allows you to view the motifs and change their formats if necessary.

www.embroideryonline.com/

BERNINA ArtLink software for free download

www.bernina.com/Artlink



bernina.com/artlink

BERNINA CutWork Tool



034 276 72 00 B4 C2,3 D2 Ea¹⁺²⁺⁴ Eb F2 incl. #44C



bernina.com/Designwork-Tools

BERNINA CutWork Spare Parts

033 375 72 00 B4 C2,3 D2 Ea¹⁺²⁺⁴ Eb F2 CutWork Needles, 2 pcs.



bernina.com/Cutwork-needles



SOFTWARE



Software

BERNINA Embroidery Software 9



DESIGN YOUR DREAMS – CREATE YOUR IDEAS – CONNECT YOUR WORLD!

BERNINA Embroidery Software 9 the new software developed for long-time embroidery enthusiasts as well as for embroidery beginners. It opens the doors to outstanding and creative embroidery.

The DesignerPlus offers all the great, new and amazing embroidery features for creative minds who love to design unique motifs.

The Creator is the starter product to access the world of embroidery. The new digitalization tools such as welding and branching provide a quick way to make dreams come true. Additional fonts as well as the new keyboard embroidery design collection offer unlimited possibilities to create designs with alphabets.

Not only new, but also awesome is the ability to transfer an embroidery design from your computer to your embroidery machine via WiFi.

Why not try it out? Download a free trial version of the BERNINA Embroidery Software 9 for 30 days at www.bernina.com/V9.



105 716 50 00	▪	B4	C	D2	Ea ¹⁺²⁺⁴	Eb	F2	DesignerPlus Full Version (incl. BERNINA WiFi device)
105 716 50 01	▪	B4	C	D2	Ea ¹⁺²⁺⁴	Eb	F2	Version update for versions 6, 7 and 8 (incl. BERNINA WiFi Device)
105 716 50 02	▪	B4	C	D2	Ea ¹⁺²⁺⁴	Eb	F2	Upgrade for V9 Creator (incl. BERNINA WiFi Device)
105 716 50 04		B4	C	D2	Ea ¹⁺²⁺⁴	Eb	F2	Creator Full Version
105 717 50 00		B4	C	D2	Ea ¹⁺²⁺⁴	Eb	F2	BERNINA WiFi Device
105 716 50 20		B4	C	D2	Ea ¹⁺²⁺⁴	Eb	F2	DesignerPlus Full Version
105 716 50 21		B4	C	D2	Ea ¹⁺²⁺⁴	Eb	F2	Version Update for Versions 6, 7 and 8
105 716 50 22		B4	C	D2	Ea ¹⁺²⁺⁴	Eb	F2	Upgrade for V9 Creator

▪ available only in USA/Canada

Highlights of the BERNINA Embroidery Software 9



Advanced Editing Capabilities

By using the "Branch" tool, you no longer have to think about the most efficient embroidery sequence of objects and their connections, as this function will do it for you.



Application Tool

Enjoy advanced app creation tools and convert any shape into an app design with just one click.



Wi-Fi Connection

Thanks to the new Wi-Fi functionality, you can send your designs to your machine from any room in your house.

Software

BERNINA Toolbox



BERNINA Toolbox – The right tool for every embroidery project

Ideal for those first steps into the world of embroidery, the BERNINA Toolbox software will wow you with its simplicity and intuitive operation. It offers a wide range of embroidery motifs and lettering options.

The BERNINA Toolbox consists of individual modules that can be combined as wished, depending on your intended application. The software can be installed on computers running on either Mac or Windows operating systems.

You'll find the embroidery motif library in the BERNINA Cloud, the web service where embroidery motifs are displayed, saved and edited. The website www.berninacloud.com gives you access to the contents of the Toolbox via your PC, smartphone or tablet, letting you edit embroidery motifs any time, anywhere. To embroider the motifs, simply download them in the desired embroidery format.

In principle, the BERNINA Toolbox can be installed on any number of devices, although the software may be used simultaneously on no more than two. The software licenses are easy to activate and deactivate, allowing for flexible use.

A 30-day trial version is available for free download at www.bernina.com/toolbox-trial.



bernina.com/toolbox-bundle

101 425 70 01	B4 [■]	C2,3 ^{□♦}	D2	Ea ¹⁺²⁺⁴	Eb	F2	Lettering Basic
101 425 70 00	B4 [■]	C2,3 ^{□♦}	D2	Ea ¹⁺²⁺⁴	Eb	F2	Editing
101 425 70 02	B4 [■]	C2,3 ^{□♦}	D2	Ea ¹⁺²⁺⁴	Eb	F2	Lettering
101 425 70 03	B4 [■]	C2,3 ^{□♦}	D2	Ea ¹⁺²⁺⁴	Eb	F2	Monogramming
101 425 70 04	B4 [■]	C2,3 ^{□♦}	D2	Ea ¹⁺²⁺⁴	Eb	F2	Bundle
101 425 70 05	B4 [■]	C2,3 ^{□♦}	D2	Ea ¹⁺²⁺⁴	Eb	F2	30-day trial version

■ B4: B 555, B 570, 630
 □ C2: 730
 ♦ C3: B 560, B 580, 640

Overview



Add and edit lettering



Edit embroidery designs



Modify and design lettering



Personalization



All-in-one!



Free 30-day trial version





ACCESSORIES FOR OVERLOCKERS/SERGERS



Machine Overview

Category A

009DCC
L 220



Category B

700D
800DL
870D
880DL



Category C

1100D
1100DA
1110D



Category D

1000DA
1200DA
1300DC



Category E

1150MDA
1200MDA
1300MDC



Category F	1	L 450
	2	L 460



Category G	1	L 850 L 860
	2	L 890



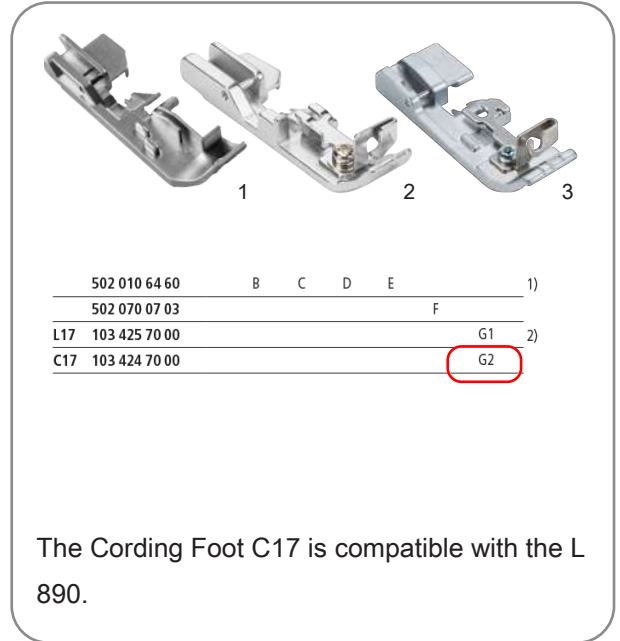
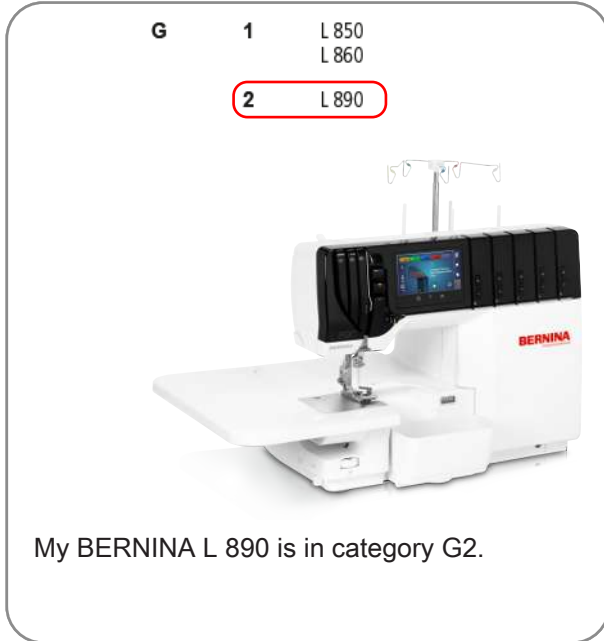
Information on the BERNINA Accessories Catalog

Main Categories

In the machine overview on the left-hand side, the BERNINA overlockers are listed and divided into the main categories A, B, C, D, E and F. These categories indicate which of the accessories are compatible with which machine models. Your BERNINA dealer will be happy to help you choose your accessories.

Example

1. Find your model in the machine overview and note the category.
2. Find the desired accessory in the table of contents and check the compatibility based on the category.



Equipment and Scope of Delivery

In this accessories catalog, exemplary images are used for illustration purposes. The products shown in the pictures do not necessarily correspond to the actual scope of delivery. The product may be subject to change depending on the country of delivery. For technical reasons and in order to improve the product, changes may be made to the equipment of the machine and the scope of delivery at any time and without prior notice.


You will find the latest version of the accessory catalog in other languages at: www.bernina.com/SergerAccessories

General sewing

Standard Overlock Foot



Suitable for most overlocking projects where the fabric edge is cut and neatened in a single operation. The presser foot is equipped with an adjustable tape guide.




bernina.com/foot-L10

502 040 60 24	B		
502 010 54 53	C		
502 070 03 97		F	1)
502 010 75 49	D [◆]	E [◐]	
L10 103 611 71 00		G1	2)

Overlock/Combostitch Foot



For general sewing projects with overlock and combo stitches. The markings on the presser foot are practical guiding aids.




bernina.com/foot-C11

502 010 70 20	D [■]	E [◑]	
C11 105 521 70 00			G2

- D: 1300DC
- ◑ E: 1300MDC
- ◆ D: 1000DA, 1200DA
- ◐ E: 1150MDA, 1200MDA

Clear Overlock/Combostitch Foot #L27/C27



The transparent presser foot is suitable for general sewing and provides a good view of the seam and the fabric for more precise sewing, e.g. with corners and curves.



bernina.com/foot-C27

L27 104 042 70 00	G1	1)
C27 104 041 70 00	G2	2)

General sewing

Chainstitch Foot



502 010 52 41 A

The chainstitch foot improves the fabric feed when chainstitching. It is perfect for seams on layers of fabric of the same height, or for sewing flat fabric.



bernina.com/Chainstitch-foot


Cover/Chainstitch Foot



C13 103 417 70 00

G2

The cover-/chainstitch foot improves fabric feeding for flat even seams and hems in knit and woven material. Its makes precise stitching easy, for example when sewing circles or tubes.



bernina.com/foot-C13

Curve Foot




L23 106 753 70 00

G1

C23 106 755 70 00

G2


The narrow and short shape of the transparent foot sole enables maneuverable sewing of small curves and curves. In order to work precisely, the knife can be deactivated for small curves and for the 3-thread overlock stitch narrow (RN). Small curves and narrow stitches turn out perfectly when using a short stitch length.



bernina.com/foot-C23

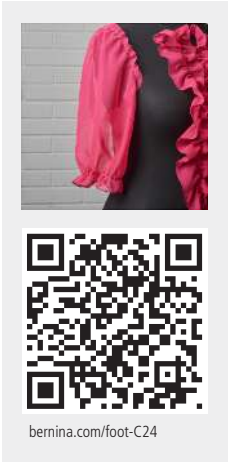
General sewing

Shirring Foot



The Shirring Foot #C24 is designed to ruffle or shirr fine, soft, single-layer fabrics and provides balanced fabric feed. The presser foot is suitable for all overlock, cover, chain or combo stitches.

L24	106 749 70 00	G1
C24	106 751 70 00	G2




bernina.com/foot-C24



Hems and Topstitching

Coverstitch/Compensating Foot



For seams, hems, bindings and decorative sewing with cover or chainstitch along uneven layers of fabric. The spring-loaded sides of the foot guide the fabric when sewing binding, hems with elastic, or narrow topstitching.

502 010 76 27	A [■]	1)
502 010 52 16	A [□]	1)
502 010 70 38	D [◆] E [◊]	1)
C12 103 609 70 00		G2 2)

■ A: L 220
 □ A: 009DCC
 ◆ D: 1300DC
 ◊ E: 1300MDC




bernina.com/foot-C12

Elasticator Foot




The elastic presser foot guides and stretches the elastic as it is being sewn on. Ideal for lingerie, swimwear, sportswear and home textiles.

502 010 64 59	B	C	D	E		
502 070 03 50					F	1)
L14 103 414 70 00						G1 2)
C14 103 610 70 00						G2




bernina.com/foot-C14

Blindstitch Foot



The adjustable guide plate on the side makes it easier to stitch blind hems. The blindstitch foot can also be used for flat seams along folded edges as well as for heirloom techniques.

502 010 64 58	B	C	D	E		1) universal
502 070 03 48					F	2) 0,5
502 070 03 49					F	2) 1
L19 103 785 70 00						G1 3) universal
C19 103 784 70 00						G2 universal



bernina.com/foot-C19

Hems and Topstitching

Double Fold Binder Attachment #C21



Due to the top bottom double fold binder, fabric edges and necklines can be perfectly bordered with bias tape. The unfolded tape is inserted through the attached guide rail, folded over along the upper and lower edges of the bias tape and sewn on with a cover or chain stitch. For the personalized look, the bias tape can also be cut by yourself.

Tapes of 36 mm width result in a finished width of approx. 10 mm.

In order to use the binder attachment, the accessories holder is required.

C21	103 786 70 00	A	D [■]	E [□]	G2	1) 10/36 mm
	103 788 70 00	A	D [■]	E [□]	G2	2)

■ D: 1300DC
□ E: 1300MDC



bernina.com/foot-C21

Single Fold Binder Attachment #C22




With the single fold binder, fabric edges and necklines can be perfectly bordered with bias tape. The unfolded tape is inserted through the attached guide rail, folded over along the upper edge while the under edge remains open, and is then finished with a cover stitch. For the personalized look, the bias tape can also be cut by yourself.

Tapes of 40 mm width result in a finished width of approx. 10 mm.

In order to use the binder attachment, the accessories holder is required.


C22	104 836 70 00	A	D [■]	E [□]	G2	1) 10/40 mm
	103 788 70 00	A	D [■]	E [□]	G2	2)

■ D: 1300DC
□ E: 1300MDC



bernina.com/foot-C22


Hem Guide



The hem guide ensures even, parallel feeding of pre-folded fabric. Particularly suitable for hems on shirts and dresses made from stretch and highly elastic fabrics.

502 010 68 87*	A [■]	D [□]	E [◆]
502 010 77 22	A [○]		

* While stocks last
■ A: 009DCC
□ D: 1300DC
◆ E: 1300MDC
○ A: L 220



bernina.com/Coverstitch-hem-guide

Hems and Topstitching

Adjustable Tape Guide



106 761 70 00[■]


1)

106 873 70 00

2)

■ With Accessory mounting bracket only 106873.70.00

With the adjustable tape guide, you can feed tapes exactly onto the fabric. The guide is suited for tapes ranging from 10 to 60 mm in width and for all overlock, cover and combo stitches. To attach the tape guide, you will need the accessory mounting bracket.



bermina.com/adjustable-tape-guide

Decorative Sewing

Multi-Purpose Foot with Guide



The guide groove guides the piping as it is being made and sewn in. The open guide channel facilitates the sewing-on of strings of beads and sequins.



bernina.com/multi-purpose-foot-L450-L460


502 010 64 61	B	C	D		Foot with Guide
502 010 70 96				E	Foot with guide, with accessories holder only
502 010 64 62	B [■]	C	D	E	Foot
502 070 03 51				F	Foot
502 010 07 72	B [■]	C	D		Guide
502 010 71 00				E	Guide

■ B: With Accessories Holder 502010.54.11 only.

Beading and Sequins Foot #L15/C15




With the beading and sequin foot, strings of beads and sequins up to a maximum diameter of 6 mm can be sewn on easily and quickly. It is used to create a beautiful finishing groove along fabric edges or decorations along flat seams. The groove on the bottom side of the foot and the guide on the side hold the strings of beads and sequins optimally so that they can be sewn without shifting. In combination with the right seam guide as guiding aid, the seams will be especially precise.



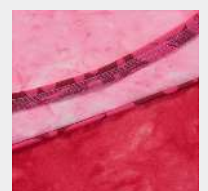
bernina.com/foot-C15

L15	103 419 70 00	G1
C15	103 418 70 00	G2

Piping Foot



The piping foot suits best to create and sew in piping. The markings on the presser foot are practical guiding aids. The Feet #L16 S and #C16 S are used for light fabrics and for piping up to maximum of 3 mm. The Feet #L16 L and #C16 L are used for medium-weight and heavy fabrics as well as for piping up to a maximum of 3 – 5 mm. The XL Piping Foot enables you to create and sew in piping with diameters from 6 up to 10 mm. The foot is suitable for 3-/4-thread overlock stitches. You can match the height adjustment of the guide groove with the diameter of the piping by pressing it together.




bernina.com/foot-C16L

L16 S	103 422 70 00	G1	3 mm
L16 L	103 423 70 00	G1	5 mm
C16 S	103 420 70 00	G2	3 mm
C16 L	103 421 70 00	G2	5 mm
XL	106 759 70 00 [■]	G	1) 6 - 10 mm

■ Allen wrench included.

Decorative Sewing

Cording Foot



The cording foot is used e.g. for sewing thin cord, wire, fishing line, perle yarn or fine yarn into a rolled hem. Ideal for reinforced edges, decorative ruffles and shapeable knitted bands.

502 010 64 60	B	C	D	E	2)
502 070 07 03				F	1)
L17 103 425 70 00					G1 3)
C17 103 424 70 00					G2



bernina.com/foot-C17

Gathering Foot



With the gathering foot and the differential feed, one layer of the fabric is ruffled and immediately sewn to a fabric that remains flat. The fabric to be gathered is positioned underneath the gathering attachment, whilst the fabric that remains flat passes over it.

502 010 68 82	B	C	D	E	1)
502 070 03 52				F	2)
L18 103 427 70 00					G1 3)
C18 103 426 70 00					G2



bernina.com/foot-C18

Gathering Attachment



The tab on the attachment separates the two layers of fabric. The bottom layer is gathered whilst the top layer remains flat. You can simply gather a length of fabric, or gather the fabric whilst simultaneously sewing it onto a flat piece of fabric.

502 010 64 67	B [■]	C	D	
502 010 70 95				E


■ B: With Accessories Holder 502010.54.11only.




bernina.com/Gathering-attachment

Decorative Sewing

Decorative Thread Guide



This guide is ideal for sewing wide seams and hems with decorative threads. Because the pre-tension or thread tension unit is bypassed, little tension is applied to the decorative thread.



bernina.com/deco-guide-L25

502 070 03 55	F	1)
103 789 70 00	G	2)

Decorative Thread Spool Pin



This horizontal spool pin holds parallel-wound flanged spools and conventional household spools of decorative and metallic thread. Lying on its side, the spool is unrolled rather than unwound, which prevents the threads from twisting.



bernina.com/decorative-thread-spool-L26

502 070 03 56	F	1)
103 790 70 00	G	2)



Other accessories

OL/CS Height Compensating Tool




106 757 70 00 A B C D E F G

The height compensating tools for overlock or coverstitch make it easy to sew over cross seams and different heights of layers. The heights of 1.5 and 3 mm provide the compensation from finer to thicker overstitching. By sewing on, the height compensation tool is moved away from under the presser foot to the back by means of fabric feed.




bernina.com/overlocker-height-compensating-tool

Right and Left Seam Guide



502 010 06 81	A	B	C	D	E	1) left
502 010 70 97					E	2) right
502 070 03 53					F	3) right
103 415 70 00					G	4) right

The right seam guide helps to guide the fabric and ensures that it is cut evenly. The left seam guide is ideal for sewing parallel lines of overlocking, coverstitching and chainstitching.



bernina.com/Right-seam-guides-L850-890

Seam Guide in the Shaft



108 124 70 00	G [■]	right and left
108 124 70 01	G1 [■]	left

■ as of production date July 2021

The seam guide is fixed in the shank of the presser foot. The seam guide on the left side of the presser foot is compatible with all L 8 models and is mainly used for sewing overlock stitches. The seam guide on the right side of the presser foot can be used for coverstitches as well as for chainstitches and is therefore ideal for the L 890 (it cannot be used in combination with the knife cover insert).



bernina.com/Right-left-seam-guides-L850-890

Other accessories

Slide-on Table



502 070 03 57

F

The slide-on table increases the sewing surface to the left of the sewing area. It allows large fabrics to be guided more easily and gives a better overview of the sewing project.



bernina.com/Slide-on-table-L450-460

Freearm Cover



104 547 70 00

G

The freearm cover is used to cover the opening of the freearm to get a consistent working surface in the sewing area. At the same time, the stitch plate remains easily accessible.



bernina.com/freearm-cover-L850-890

Cut-Offs Bin



The cut-offs bin keeps the sewing table tidy. Simply click it on to the machine, and any fabric waste is immediately caught after cutting. It can also be used to store the foot control when not in use.

502 010 66 88

B

1)

502 010 65 79

C

D

E

2)

502 070 03 58

F

2)

034 657 50 00

G

3)



bernina.com/cut-offs-bin

Other accessories

BERNINA Tweezers



The BERNINA tweezers make threading the overlocker effortless. Thread remnants still remaining in the machine can be removed with it.


031 564 52 00 A B C[■] D[■] E[■] F G

■ Does not fit in the accessories holder in the looper cover.



bernina.com/tweezers

Needle Threader/Inserter



The needle threader/inserter makes it easy to hold, insert and thread overlocker needles.

502 070 03 69 A B C D E[■] F G 1)

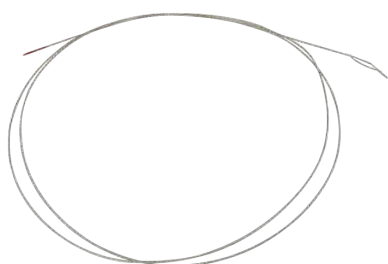
502 010 70 44 E 2)

■ Does not fit in the accessories holder in the looper cover.



bernina.com/needle-threader-inserter

Threading Wire



The wire is used temporarily if one of the air threader tubes should be blocked. This way, the problem can be temporarily overcome so that the project can be completed.


104 067 70 00 G



bernina.com/threading-wire

Other accessories

Brush/Needle Inserter



This tool helps you remove dust and lint from the looper and stitch-plate area. One of the two variants also holds the needle in place during insertion.



bernina.com/brush-needle-inserter

502 010 72 47	A	B	C	D	E		1) with Needle Inserter
502 070 03 63						F	2)
033 336 70 00						G	3)

Screwdriver



The screwdriver makes changing needles simplicity itself. The Allen wrench is perfect when changing the stitch plate and adjusting the open tape guide of the Presser Foot L#10. The Allen wrench is indispensable when attaching and removing the XL piping foot or the accessory mounting bracket.



bernina.com/screwdriver

502 010 76 46	A [■]							1) 1.5 mm hex
502 010 06 80	A [□]	B	C	D	E			2) Slot
035 987 50 00						F	G	3) 1.5 mm Hex
007 975 50 02	A	B	C	D	E	F	G	4) Torx T20

■ A: L 220
□ A: 009DCC

Spool Stabilizer



The spool stabilizer prevents spools and cones of various sizes from vibrating at both slow and fast sewing speeds.




bernina.com/spool-stabilizer-L450-460

502 010 08 75	A	B	C	D	E		1)
502 070 03 60						F	2)
008 986 50 00						G	3)

Other accessories

Accessories Holder



In order to attach overlock accessories, the accessory holder is required.

Accessory holder for the seam or the gathering guide.
Accessory holder for the binder attachment.

502 010 54 11	A	B	C				1)
103 788 70 00	A			D [■]	E [□]	G2	2)

■ D: 1300DC
□ E: 1300MDC



bernina.com/Accessory-holder

CS Lock Tool



104 050 70 00	A	B	C	D	E	F	G
----------------------	---	---	---	---	---	---	---

With the CS-Lock Tool, the needle threads can be pulled between foot and stitch plate easily. This eases cutting and locking the cover- and chainstitch. The scale serves as tool to measure hems, seams or mark fabrics. The scale can additionally be used to adjust the seam guide. The CS lock tool is made of soft plastic which is gentle on thread and fabric.



bernina.com/coverstitch-lock-tool

Threading Kit Overlocker



103 377 70 00	A	B	C	D	E	F	G
----------------------	---	---	---	---	---	---	---

The thread kit facilitates threading and adjusting the appropriate thread tension. The threads can be threaded according to the color-coded threading paths. The corresponding colors make it easy to recognize which thread tension needs to be fine-tuned. The stitch formation can be checked and adjusted accordingly. The kit includes five differently colored threads.



bernina.com/threading-kit-overlocker

Other accessories

Overlocker Oil



033 567 71 02

G

Regular care ensures the flawless operation of the overlocker. Lubricating with this convenient oil pen is an important part of it.



bernina.com/overlocker-oil

Touchscreen Pen



033 333 71 00

G2

For easy operation of the touchscreen on overlocker. The pen is magnetic and can be attached to the right side of the machine. Using the touchscreen pen helps keep the screen clean.



bernina.com/touchscreen-pen

Accessories Box



502 070 05 15 A B C D E F G

The accessories box can be used to store overlocker presser feet and other accessories.
Note: The accessories box is delivered without content.



bernina.com/accessories-box-Overlocker

Other accessories

Accessories Box/Extension Box



The large accessories box and the corresponding extension box provide a lot of storage space for presser feet and further accessories. The knobs on the bottom of the boxes ensure a solid stability on the machine and prevent the boxes from shifting during transportation. The removable lid serves as a temporary tray for additional small parts used while sewing. The accessories box is delivered without content.

104 290 70 00	A	B	C	D	E	F	G	1)
104 291 70 00	A	B	C	D	E	F	G	2)



bernina.com/accessories-box-with-extension

Carrying Case for Overlockers/Sergers



Keep your overlocker in tip-top condition when traveling, and protect it when not in use.

502 010 72 00	A	B	C	D	E	F
---------------	---	---	---	---	---	---



bernina.com/carrying-case-overlocker

Trolley for Overlockers



The practical trolley is very sturdy and perfectly suited when you are en route. The inner and outer pockets provide a lot of space for accessories. Due to the robust castors and the retractable telescope handle, the machine can be pulled comfortably. The sideways handles allow a convenient dealing when loading and unloading.

103 670 70 00	A	B	C	D	E	F	G
---------------	---	---	---	---	---	---	---



bernina.com/overlocker-trolley

Other accessories

Accessory Case for Overlocker



104 265 70 01 A B C D E F G

This accessory case is suitable when you are at home or on the move. It provides ample space for over 15 overlocker feet and other accessories. With its 3 removable layers, it is very flexible and can be packed as requested. Also smaller accessories find their place in the centrally sewn-in panel with different compartments. The removable layers are compatible with the accessory case for sewing machines.

Note: The accessory case is supplied without any contents.



bernina.com/accessory-case-overlocker



For more info about our accessories:



bernina.com/accessories

0338795.908.04



033879.59.04

BERNINA

Mettler[®]