

bernette  
sublime

MOSCOW 8

Experience the  
bernette Moscow  
models at  
your dealer's.



The bernette Moscow 8 computerised sewing machine fulfils every conceivable demand creative users could make of a budget-priced, high-manufacturing-quality machine. Thanks to its ergonomically arranged control keys and a high-resolution matrix display unsurpassed in its class, the bernette Moscow 8's versatility and ease of use enable quick, professional-looking garment alterations and repairs.

For ambitious users, the bernette Moscow 8 offers a number of stretch and quilting stitches and 10 different buttonholes. Creative sewers too will quickly discover just how versatile this machine is, with its decorative stitches and alphabets that can be saved in pattern combinations.

The lighting system with two LED lights and the Quick Reference guide integrated into the base plate facilitate working with this compact sewing machine, whose dimensions allow for space-saving household storage. In addition, the various presser feet are also handily accommodated in the base plate.

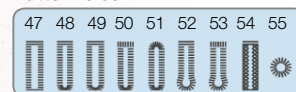
#### Utility stitches



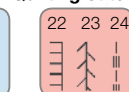
#### Decorative stitches



#### Buttonholes



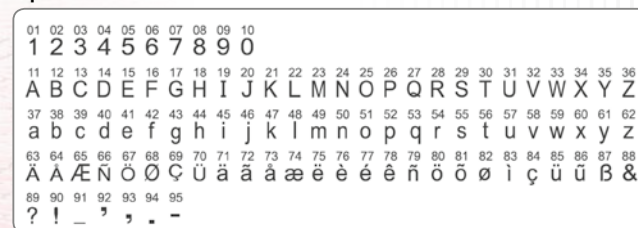
#### Quilting stitches



#### Darning stitches



#### Alphabet



Discover the world of bernette sublime. Each model has so much to offer: robust construction, numerous functions and features, and an appealing design for all ages. The bernette sublime sewing, embroidery and overlocking machines are made by a modern, highly qualified manufacturer in Asia, while BERNINA is responsible for quality control and guarantees a high standard of performance. Thus it is possible to offer the bernette sublime Series to our customers at an outstanding price/performance ratio.

#### LCD display and slide speed regulator

Once the stitch pattern in question is selected, it is displayed in the LCD display with the recommended basic setting. The slide speed regulator allows you to steplessly adjust the maximum speed. The electronic motor regulation ensures strong, consistent needle penetration power.

#### Start/stop button

The start/stop button lets you start and stop the sewing process without operating the foot control – a particularly comfortable option when sewing fairly long pattern sequences.

#### Needle-stop up/down, Securing function

Depending on the presetting, the needle automatically stops in the "up" or "down" position. The securing function enables automatic stitch securing at the pattern's end.

#### Automatic needle threader

Quick and easy threading. Press the lever and the thread is in the needle – it's as simple as that.

#### Optimum sewing light

Two LED lights, one in the frame and one in the needle-bar area, provide optimum illumination of the work area.

#### Two thread cutters

One thread cutter on the head cover and a second one built into the stitch plate on the left ensure especially easy thread-cutting.

#### Scroll function

Easy stitch selection via scrolling with two scroll buttons.

#### Direct-selection buttons

The direct-selection buttons 0-9 allow straightforward and quick direct selection of 10 sewing patterns.

#### Free-arm and full-length base plate

Remove the extension table for access to the bernette's free-arm, which enables easy sewing of sleeves and other tubular items. The full-length metal base plate provides a sturdy sewing platform for any task on this quiet, low-vibration, comfortable-to-use sewing machine.

#### Quick Reference Guide with presser-foot compartment

A fold-out Quick Reference Guide with explanatory graphics and a presser-foot table are handily stored in the drawer, which also contains a compartment for presser feet.

#### Improved hook system with drop-in bobbin

Quick and easy top-loading of the bobbin into the revamped bobbin unit. The arrow marking in the hook ensures easy, accurate threading. The slide bobbin cover means you're ready to resume sewing in no time flat.

#### Balance unit

For calibrating feed length for different types of fabric.

#### Automatic buttonholes

Perfect buttonholes matched to button size in an instant.

#### Sewing functions

Machine type
Total number of stitch patterns
One-step buttonhole
Sewing stitches
Decorative stitches
Quilting stitches
Alphabet (upper & lower case/number/special chars.)
Stitch memory
Maximum stitch width
Infinitely variable stitch width
Maximum stitch length
Auto preset of stitch width and length
Drop-in bobbin system
Feed-dog drop
Bobbin-thread cutter and needle-thread cutter
Adjustable presser-foot pressure
Needle-thread tension adjustment
Twin-needle sewing capability
Snap-on presser feet

#### Operating features

Stitch display
Stitch selection
Stitch editing (length / width / mirroring / elongation / twin-needle limit)
Easy editing of memory (edit / insert / delete / delete all)
On-screen Help, animated
Quick Reference drawer
Presser-foot storage in Quick Reference drawer
Optimised sewing light
Automatic needle threader
Needle-stop up/down function in memory
Slide speed control
Electronic speed regulation
Electronic foot control
Two-step presser-foot lifter
Free-arm for tubular items
Automatic bobbin winder
Sturdy metal base plate

#### Accessories

Accessory compartment in the sewing table
Dust cover
Standard accessories
- Presser feet
- Accessory set (second spool pin, 3 bobbins, needles, etc.)
- Tool set (2 screwdrivers, seam ripper, brush)

**\* Included presser feet:** Universal foot (zigzag foot), zipper foot, buttonhole foot, button-sew-on foot.  
**Additionally (for Moscow 8 only):** Embroidery foot, overlocking foot, quilting foot, darning foot, blind-hem foot.

#### bernette Moscow 8

Computer
150
10
22
20
3
1 (95 chars.)
1 (30 stitches)
7 mm
15 steps
4.5 mm
•
•
•
•
•
•
•

LCD with graphics  
12 direct keys  
number / scroll

•  
•  
•  
•  
•  
• (2 LEDs)

#### bernette Moscow 7

Electronic
28
1
19
6
2
-
-
7 mm
•
4.5 mm
-
•
•
•
•
•
•

Stitch window  
Handwheel

-  
-  
-  
•  
-  
• (Halogen)

#### bernette Moscow 5

Mechanical
26
1
17
6
2
-
-
7 mm
•
4.5 mm
-
•
•
•
•
•
•

Stitch window  
Handwheel

-  
-  
-  
•  
-  
• (Halogen)

#### bernette Moscow 3

Mechanical
21
1
3
1
2
-
-
5 mm
•
4.5 mm
-
•
CB
•
(needle-thread only)
•
•
•
•

Stitch window  
Handwheel

-  
-  
-  
-  
-  
• (Halogen)

**Optional accessories:** The bernette range boasts a wide selection of optional accessories, including a walking foot, twin needle, embroidery foot, overlock foot, hemmer, blind-hem foot, cording foot, quilting foot, darning and freehand embroidery foot, and gathering foot.



# MOSCOW 7

# MOSCOW 5


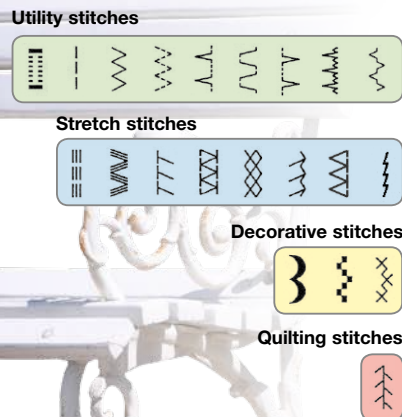
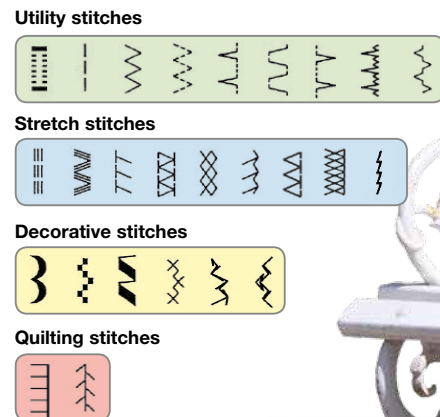
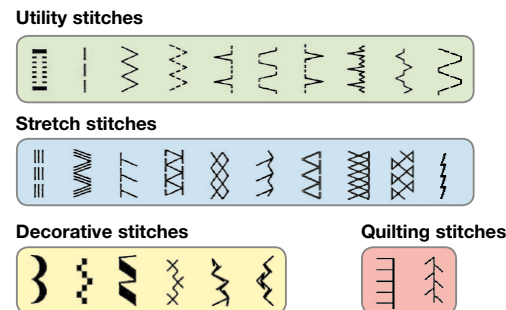
# MOSCOW 3



The bernette Moscow 7 is the top model of the mechanical bernette Moscow range. Equipped with the widest range of stitches, this machine is your professional partner of choice, even for complex sewing tasks. No matter what speed you sew at, the electronic motor regulation ensures consistently powerful needle penetration and a steady speed. The start/stop button and the speed regulator can be used instead of the foot control. A superb selection of stitches, infinitely variable speed control and a wealth of additional features and functions make the bernette Moscow 7 the ideal companion for all your sewing adventures.

A generous range of stitches and plenty of scope for giving creative, individual shape to your ideas – that's what the bernette Moscow 5 offers. Ease of operation, automatic one-step buttonhole, 7mm-wide decorative stitches and simple threading allow you to accomplish all sewing tasks easily and confidently. The base plate guarantees smooth and quiet running and absolute stability. The bernette Moscow 5's handy size also makes it a popular companion on all your travels and at workshops and courses.

Clear features and functions coupled with outstanding performance at a budget price. The bernette Moscow 3's ease of operation and infinitely adjustable stitch width guarantee effortlessly perfect sewing results, for instance when altering or repairing garments. The automatic upper-thread threader is a thoroughly professional touch.



my  
city

my  
bernette

