

inspiration

SEWING, EMBROIDERING
AND OVERLOCKING

No. 67 Spring 2017
www.bernina.com

SWITZERLAND CHF 6.90
EUROPE € 4.60
UNITED STATES \$ 6.95
INCL. VAT
ISSN 1664-5987

Variable basics

Minimal prints

On trend: Flounces

Mexican style

Easter decorations

PATTERNS AND
INSTRUCTIONS FOR
FASHION AND HOME
ACCESSORIES



made to create

BERNINA



Fashion

- 6 Fashion essentials**
Short coat and bag with style
- 8 Minimal prints**
Top with bow and wraparound trousers with minimal print
- 10 ¡Viva México!**
Lace or embroidery? Two blouses and a Mexican-style clutch
- 12 Flounces**
Two dresses and bra décor for artful glimpses
- 14 Well loved: variable basics**
Sporty pencil skirt with casual, softly flowing blouson

Tips for Sewing, Embroidering and Overlocking

- 17** Simple coat slit with lining
- 18** Sewing in-seam pockets
- 19** Fabric settings in the embroidery software

News and Notes

- 16 BERNINA News**
Embroidery Software V8 and Ruler foot 72
- 21 BERNINA Notes**
What's new from the Creative Center

Accessories

- 22 Upcycling your jeans**
Convert your old jeans into a bag, purse, or even shoes!



12



28



34



22

Living and Lifestyle

- 24 Happy hippie style**
Throw and pouffe in cheerful colours and designs
- 26 Light-and-airy Easter decorations**
Eggs with an intricate design and lively feather decorations
- 28 My little green cactus**
Easy-care, cute-as-a-button and prickly-free!

Children

- 30 Welcome to the circus!**
A child's dream come true – cute stuff in a circus look

Guest Spot

- 32 Young Talents** – casting for young and young-at-heart sewing talent in Switzerland

Young Look

- 34 "Happy" emoticon**
Show your emotions with this convertible bag


Readers' Service

- 35 Our gift for you**
Masthead

Fashion essentials



The days are growing warmer, and we look forward to being able to mothball our thick winter coats at long last. Here's a springtime replacement in an ultrafeminine look, which will really whet your appetite for the new fashion season!



6710 Short coat

Rosé shades can be combined in a variety of ways, and the soft yellow of the lining injects a youthful, playful note into the feminine look. The cut is a slight A-shape, and the slit at the back gives greater freedom of movement. See the Tips pages for instructions on how to line the slit.




6711 Bag

A simple accessory with bags of style! We've kept the pattern uncomplicated, and the closure mechanism, sewn into the inside, is concealed to give a "clean" look.

With Walking foot or Dual Feed

With Eyelet embroidery attachment for the eyelets on the bag

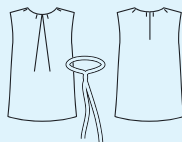






Minimal prints

Paring things down to the essentials is currently an extremely popular approach in the world of fashion – but only with the addition of discreet decorative details.



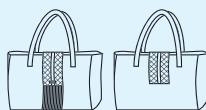
6717 Top

The softly flowing fabric and big pleats flatter the figure. The bow threaded into belt loops lends a fashionable touch to the top. Alternatively, a decorative necklace would also go well here.



6718 Trousers

Not your everyday trousers! The minimal print, the cuffs with the fabric-covered buttons and the sophisticated wraparound effect add up to a brand-new look. What's more, the trousers are lightweight and comfortable to wear – a real fashion basic!



6719 Bag

The rustic-looking faux leather is a cinch to work with. We've given it a touch of class with a suede remnant which we embroidered beforehand with a lacework fill from the embroidery software. Self-made fringe and a decorative little metal plate sporting the word "handmade" (Prym) lend an urban touch to the bag.

Tip:

We recommend the straightstitch plate and foot no. 8 for the fine fabrics of the top and trousers.



Bag:

With BERNINA embroidery software and DesignWorks/CutWork Tool







Upcycling your jeans

Everyone can surely find an old pair of jeans in their closet – not ragged enough to throw away, but not good enough to wear any longer. Check out our ideas for giving your denims a second lease of life!

6750 Jeans bag

The trousers are snipped here and there, tarted up, and converted with all sorts of extras into a hip and versatile bag. The flower embroidery design is available for you to download free of charge from our website.

6751 Coin purse

The extensive embroidery design and pretty bag-fastening clasp make this coin purse an absolute winner. It would also make a nice gift, if you can bear to part with it!

6752 Espadrilles

It's simplicity itself to upcycle the breast pockets of a discarded jeans jacket into genuine one-off footwear. The patterned elastic (Prym) around the heel is highly practical and totally on-trend. Roll on the first warm days of summer!







With BERNINA DesignWorks,
PaintWork and CutWork

Card:
With BERNINA Stitch Regulator (BSR)



Easter decorations

These Easter accessories in low-key natural colours look light as a feather. The individual elements can be used as wished as decoration on a twig tree, as gifts, or on cards – just give free rein to your imagination!

6735 Feathers

In a bundle or individually, feathers are always a good idea for decorations of all sorts. Our feathers were created with the BERNINA DesignWorks software and painted with the PaintWork Tool.

6736 Easter eggs

These wispy-light Easter eggs are suitable for much more than just your Easter twig! The thick felt is sturdy enough to keep the intricate design from tearing.

6737 Gift box

SnapPap is a very firm but easily workable paper-like material ideally suited for sturdy and durable packaging. The diamond-shaped pattern picks up the design of the Easter eggs. The box is even washable, should the need arise!

6738 Card

Once you've entered the writing in your machine's memory, you can whip up any number of cards in next to no time. Sewn with the BSR foot, the metallic and white threads create an attractive frame for the card.





My little green cactus

These little green plants with their fetching flowers simply ooze cuteness. And talk about easy-care – simply bung them in the washing machine should the need arise!

6745 “Cactus” Picture

Each more beautiful than the last! The cactus community was embroidered, whilst the flower pots are appliqués. Those who’ve got the time to spend can also embroider the pots. We recommend using the various decorative fills of the BERNINA embroidery software for this. The 3D effect of the cactus on the right is created when you cut through the lower thread after embroidering.

6746 StumpWork cactuses

StumpWork is a technique available in the BERNINA embroidery software in Version 7 and higher, in which a previously embroidered line is reinforced in a further pass with wire. This lends the large cactuses additional sturdiness.

The variegated thread gives a natural look to the edges. After embroidering, the pieces are simply put together.

6747 Wireless cactuses

Style-Vil (Vilene) imparts bulk and sturdiness to the smaller cactuses. The embroidered thorns sink in, giving the plants a 3D look.

6748 Cactus flowers

The three different flowers are cut out with the CutWork Tool. If you’re not a CutWorker, you can also cut out the flowers by hand – you’ll find the template for this on the pattern sheet.





With BERNINA embroidery
software and/or Design-
Works/CutWork