



BERNINA Customer Portal


SET-UP A NEW ACCOUNT:

1. Visit bernina.com/login
2. Click **LOG IN OR SIGN UP**
3. Select **SIGN UP NOW**
4. Type in email address and click **SEND VERIFICATION CODE**
5. Open your email and look for the email
From: Microsoft on behalf.
Subject line: BERNINA International AG account email verification code
 NOTE: You may need to check the SPAM or Promotions (gmail) folder
6. Copy the **6-digit** code from the email
7. Paste the **6-digit** code to Verification code
8. Click **VERIFY CODE**
9. Provide and confirm the password
 Select **CREATE**
10. Fill in your first and last name (required)
 Check box **Declaration of Consent** (required)
 Want to receive emails? Check **BERNINA Newsletter**
11. Click **CREATE ACCOUNT**
12. Your **Account Overview** will open

Please provide the following details.

Email Address

SEND VERIFICATION CODE



Verify your email address

Thanks for verifying your [BERNINA](#) account!

Your code is: **721908**

Sincerely,
BERNINA International AG

Please provide the following details.

Email Address

Verification code

VERIFY CODE **SEND NEW CODE**

Please provide the following details.

Email Address

New Password

Confirm New Password

CREATE **CANCEL**

Finish your Sign up

Create Your Personal BERNINA Account

Welcome to your BERNINA Customer Portal.

First Name * Last Name *

Do you represent a company or a school?

No, this is for personal use Yes, I represent a company. Yes, I represent a school.

Declaration of Consent *
 I agree to allow BERNINA to use the personal data I provide on the customer portal for the purpose of customer data administration and for its own promotional purposes in accordance with the [privacy policy](#). I can withdraw this consent at any time, free of charge.

BERNINA Newsletter
 Thank you for signing up for our BERNINA Monthly newsletter. Stay up-to-date on the latest trends in sewing, quilting, and embroidery, by selecting interests below. To unsubscribe, uncheck the BERNINA Monthly news. By unselecting the BERNINA Monthly news, you will be unsubscribed from all BERNINA interest communications. View additional information in the [Data Privacy Statement](#).

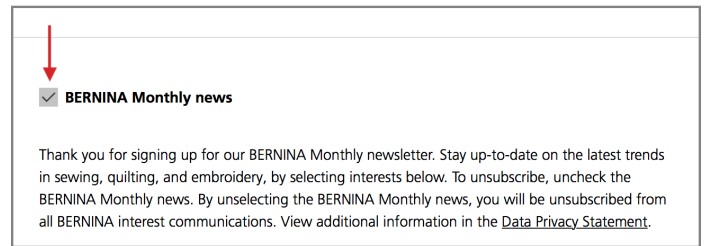
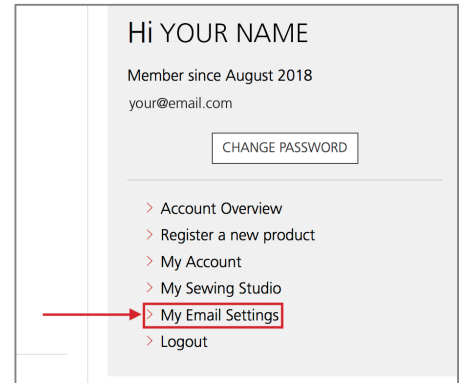
* required

CREATE ACCOUNT

BERNINA Customer Portal

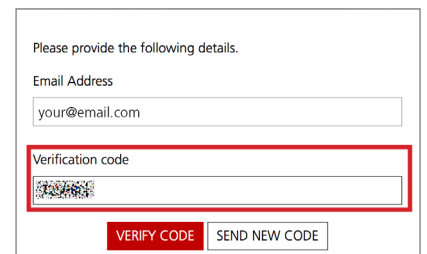
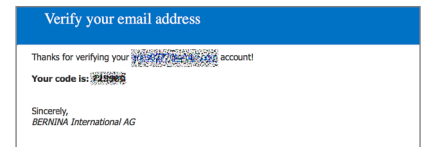

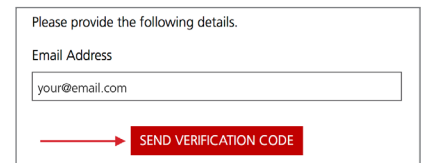
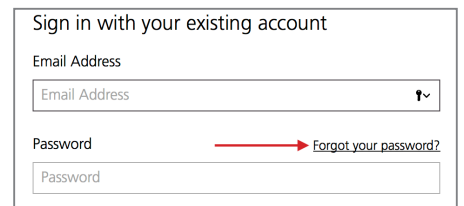
UPDATE EMAIL PREFERENCE:

1. Visit bernina.com/login
2. Click [LOG IN OR SIGN UP](#)
3. Select [My Email Setting](#) from the menu
4. [Select](#) all the interests you would like to receive emails about
NOTE: If you deselect the [BERNINA Monthly news](#), you are removed from all email communications.
5. Click [SAVE MY SELECTION](#)



RETRIEVE FORGOTTEN PASSWORD:

6. Visit bernina.com/login
7. Click [Forgot your password?](#)
8. Type in email address and click [SEND VERIFICATION CODE](#)
9. Open your email and look for the email:
From: Microsoft on behalf.
Subject line: BERNINA International AG account email verification code
NOTE: You may need to check the SPAM or Promotions (gmail) folder
10. Copy the [6-digit](#) code from the email
11. Paste the [6-digit](#) code to [Verification code](#)
12. Click [VERIFY CODE](#)
13. Provide and confirm the new password
Select [CREATE](#)



BERNINA Customer Portal

ADDING A PRODUCT TO ACCOUNT:

1. Visit bernina.com/login
2. Click **LOG IN OR SIGN UP**
3. Select **REGISTER A NEW PRODUCT**

4. Choose category (BERNINA or bernette)
5. Choose subcategory
NOTE: Modules are Accessories and need to be registered separately than the machine
6. Choose series
7. Choose product
NOTE: Special Editions should be registered under the corresponding product name.
Including but not limited to B 350 QE First Love, B 350 SE COTTON+STEEL and 350 SE Best Friend.
8. Select **PROCEED WITH REGISTRATION**

9. Fill in the following:
Serial number (required)
Date of purchase (required)
BERNINA store purchased (required)
10. These following questions are optional.
 Feedback is appreciated to better serve you.

11. Check box **Declaration of Consent** (required)
12. Click **REGISTER A NEW PRODUCT**

