

BERNINA Firmware Release BERNINA B 830 V32.44.80 and V34.21.51

Steckborn, 11th of June 2014

Information on firmware

The BERNINA 830 firmware has been revised and optimized. This document does not include each single improvement the firmware offers. It provides only the necessary information to improve user experience.

First, we'd like to apologize sincerely for the much delayed completion of the B 830 firmware. We understand very well that you might be displeased with us. But we kindly ask you to give us the opportunity to (re)convince you of our normally widely acknowledged strengths in service and customer orientation.

The problems are solved now, and our services are available to our customers as reliably and fast as usual. Please accept our apologies for the long waiting time – and thank you for your confidence.

Information about Software Update Version 34.14.51

1. Compatibility with DesignWorks / BERNINA Embroidery Software 7

The B 830 allows you to use all DesignWork tools:

- CrystalWork
- PaintWork
- CutWork
- PunchWork

A description can be found in the DesignWork and BERNINA Embroidery Software 7 user instructions.

2. Maxi-Hoop

B 830 now compatible with the new Maxi-Hoop.

3. Swinging out of hook

The hook swings out with the dual feed foot attached is possible.

4. Unthreading of upper thread

The upper thread remains in the needle eye after it is cut and secured.

5. Monograms

Monograms can be sewn in different directions on the B830 with immediate effect.

6. Key buttonhole

For quality reasons, the sewing speed has been optimized for key buttonholes.

7. 53 new stitch patterns and new buttonhole stitch types


The B830 will now offer the following additional stitch patterns:




35		772		940		1369	
36		773		942		1371	
37		774		944		1376	
38		775		947		1377	
39		776		1355		1380	
40		777		1356		1381	
64		778		1357		1382	
65		779		1358		1388	
66		780		1359		1389	
67		781		1364		1393	
68		907		1365		1394	
69		908		1366			
70		938		1367			
770		939		1368			

8. 24 new embroidery motifs

Along with the new stitch patterns, the following new embroidery and DesignWork motifs have been added.

Embroidery Motifs:



CrystalWork:**PaintWork:****CutWork:****9. Safety setting / Stretch- and Stitch plate**

For safety reasons, presser foot and stitch plate selection must be done manually by the user in embroidery mode.

10. Fabric pulled into stitch hole after thread cutting

In rare cases the fabric was pulled into the stitch hole after thread cutting. This was due to the needle position (needle in down position and extremely lateral position). This has been revised.

Version 34.14.51 auf Version 34.21.51**11. New presser feet #97 and #97D**

The revised firmware includes the option to select, the soon to be released BERNINA Patchwork Foot #97 and #97D, in the presser foot recognition screen.

12. Grace functionality “Quilt Motion” has been revised

The Quilt Motion functionality of the B 830 has been revised to the following:
Insert the connector of the Quilt Motion Tools into the port “optional accessory”.
This port is located on back side of the head frame:


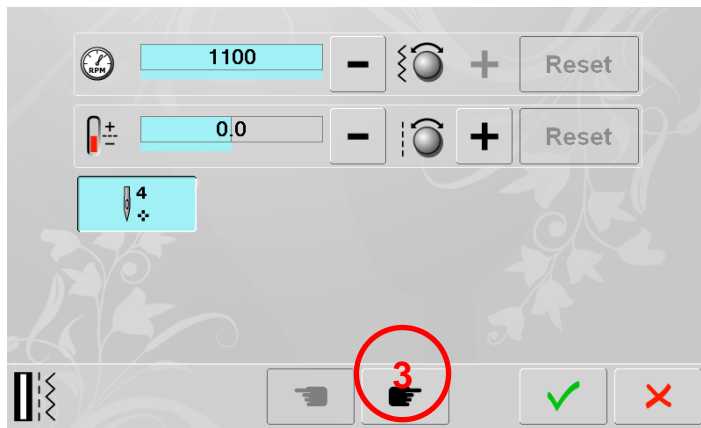


As soon as the machine has recognized the tool, resp. the software, the machine starts up the “Quilt Motion” functionality automatically. The display shows following:



13. Backstepping

Backstepping can now be activated or deactivated individually by the following steps:



Backstepping is deactivated by default and can be activated or deactivated again in the Setup (refer to step 4).

BERNINA International AG is continuously working on product improvement and optimization based on customer feedback and technical development. We apologize for any inconveniences this may have caused.

Kind regards,

BERNINA International AG
Steckborn