

LONGARM ACCESSORIES AT A GLANCE

# BERNINA ACCESSORIES



**BERNINA** *made to create*



**A** Q 16

**B** Q 16 PLUS



**C** Q 20



**D** Q 24



**1** Small BERNINA PRO Frame



**2** Classic BERNINA PRO Frame

**3** Large BERNINA PRO Frame



**4** Studio Frame 5 ft



**4** Studio Frame 10 ft



**5** Hoop Frame



**6** Sit Down Table



# Information on the BERNINA Accessories Catalog

## Main Categories

In the machine overview, the BERNINA quilting machines are listed and divided into the main categories A, B, C and D. These categories indicate which of the accessories are compatible with which machine models, frame or sit down combinations. Your BERNINA dealer will be happy to help you choose your accessories.

## Example

- 1. Find your Q Series model in the overview and note the category.
- 2. Find the required accessory in the Table of Contents and check compatibility based on category.



My BERNINA longarm quilting machine Q20 belongs to category C.

- 1 Small BERNINA PRO Frame
- 2 Classic BERNINA PRO Frame
- 3 Large BERNINA PRO Frame
- 4 Studio Frame
- 5 Hoop Frame
- 6 Sit Down Table



My Q 20 is equipped with the Classic BERNINA PRO Frame, meaning it also belongs to category C2.

## Equipment and Scope of Delivery

In this accessories catalog, exemplary images are used for illustration purposes. The products shown in the pictures do not necessarily correspond to the actual scope of delivery. The product may be subject to change depending on the country of delivery. For technical reasons and in order to improve the product, changes may be made to the equipment of the machine and the scope of delivery at any time and without prior notice. You will find the latest version of the accessory catalog in other languages at: [www.bernina.com/longarm-accessories](http://www.bernina.com/longarm-accessories)

Chapter 1

For the Longarm Quilting machine

|   |   |                              |    |
|---|---|------------------------------|----|
| <b>For the Longarm Quilting machine</b> |   | Cup Clip                     | 10 |
| Embroidery Foot #15                     | 6 | Couching Inserts             | 10 |
| Free Motion Embroidery Foot #24         | 6 | Universal Pro Needles        | 10 |
| Drop-shaped Embroidery Foot #26         | 6 | Universal Twin Needle        | 11 |
| Quilting Foot #29                       | 7 | Stitch Plate for Twin Needle | 11 |
| Free-motion Couching Foot #43           | 7 | Bobbin Case M-Class          | 11 |
| Echo Quilting and CutWork Foot #44C     | 7 | Bobbin M-Class               | 12 |
| Adjustable Ruler Foot #72               | 8 | Spool Holder Horizontal      | 12 |
| Adjustable Ruler Foot with Slit #72S    | 8 | Vertical Spool Holder        | 12 |
| Adjustable Stippling Foot #73           | 8 | USB Stick                    | 12 |
| Adjustable Gliding Cup Foot #74         | 9 | Needle Point Laser           | 13 |
| Ruler Foot #96                          | 9 | Silicone fluid               | 13 |
| Echo Quilting Clips                     | 9 | Sewing Machine Oil           | 13 |

Chapter 2

For the frame

|                          |    |                                      |    |
|--------------------------|----|--------------------------------------|----|
| <b>For the frame</b>     |    | Batting Rail                         | 18 |
| Pantograph Kit           | 16 | Hydraulic Lift                       | 18 |
| Ruler Work Kit           | 16 | Additional Shelving                  | 18 |
| Ruler Kit                | 16 | Palm Precision Handles               | 19 |
| Casters                  | 17 | Zippered Leaders                     | 19 |
| Mechanical Channel Locks | 17 | Zippered Leaders - Supplementary Kit | 19 |
| Batting Roll Holder      | 17 | Leaders for 5 ft Studio Frame        | 20 |

Chapter 3

For the Sit Down Table

|                        |    |            |    |
|------------------------|----|------------|----|
| For the Sit Down Table |    | Dust Cover | 22 |
| Gripper Rings          | 22 | Ruler Kit  | 22 |

Chapter 4

Frame Options

|                      |    |              |    |
|----------------------|----|--------------|----|
| <b>Frame Options</b> |    | Studio Frame | 24 |
| BERNINA PRO Frame    | 24 | Hoop Frame   | 24 |

Chapter 5

Sit Down Table Options

|                               |    |                         |    |
|-------------------------------|----|-------------------------|----|
| <b>Sit Down Table Options</b> |    | Foldable Sit-Down Table | 26 |
| Horn Standard Cabinet         | 26 | Q Series Lift Table     | 27 |
| Horn Lift Table               | 26 |                         |    |


Chapter 6

Automation | Q-matic

|                             |    |
|-----------------------------|----|
| <b>Automation   Q-matic</b> |    |
| Q-matic                     | 30 |



# FOR THE LONGARM QUILTING MACHINE



# For the Longarm Quilting machine

## Embroidery Foot #15



This foot is recommended for appliqué and free-motion quilting. The slight upward tilt in the sole of the foot makes it easier to quilt over uneven areas, like thick seams, appliqués or dense quilting.



bernina.com/foot-15

15   032 708 71 00   A   B   C   D

## Free Motion Embroidery Foot #24



The open sole offers a free, unobstructed view of the quilting area. Precise and creative free-motion projects such as micro work, embellishments and thread painting can be accomplished with ease. For perfect results use this foot with the Palm Precision Handles.



bernina.com/foot-24

24   008 467 74 00   A   B   C   D

## Drop-shaped Embroidery Foot #26



This foot with the drop-shaped opening is recommended for dense quilting such as thread painting. The drop shaped opening and the design of the foot sole reduce the risk of damaging the upper thread, even if the same area is quilted over several times.



bernina.com/foot-26

26   031 597 71 00\*   A   B   C   D

\* While stock lasts

# For the Longarm Quilting machine

## Quilting Foot #29



This quilting foot is perfect for free-motion quilting. The clear sole ensures an unobstructed view of the entire quilting area, which is important for positioning stitches precisely. The foot is especially suited for free-motion quilting such as filler designs, embellishments or micro work.



[bernina.com/foot-29](https://bernina.com/foot-29)

29 008 469 73 00 A B C D

## Free-motion Couching Foot #43



The free-motion couching foot is specially designed for appliquéing with cords, yarn and ribbon up to 2 mm in diameter. The cords are fed directly to the needle through a hole in the sole, and they can be sewn on to the quilt in any line or shape.



[bernina.com/foot-43](https://bernina.com/foot-43)

43 031 779 73 00 A B C D

## Echo Quilting and CutWork Foot #44C



This foot is the ideal companion for numerous of creative quilting projects such as echo and shadow quilting, free-motion quilting, thread painting, and automated quilting with Q-Matic. The rounded transparent sole moves easily over raised areas of fabric. The crosshair and concentric circular markings help position the stitches precisely.



[bernina.com/foot-44](https://bernina.com/foot-44)

44C 033 369 72 00 A B C D

# For the Longarm Quilting machine

## Adjustable Ruler Foot #72



72 101 786 70 00 A B C D

This foot allows to sew along acrylic glass rulers to create decorative quilt designs such as lines, feathers, circles, etc. Only acrylic glass rulers that are at least 6 mm (¼") thick should be used for this. The shape of the foot allows to place the rulers all around the foot, which is especially convenient when quilting a circle. The height of the foot is adjustable and can be adapted to the quilt sandwich height.



bernina.com/foot-72

## Adjustable Ruler Foot with Slit #72S



72S 105 803 70 00 A B C D

The Adjustable Ruler Foot with Slit is ideal when quilting with rulers and free-motion quilting is combined. The slit in the foot allows to change to an open foot like the Adjustable Stippling Foot without having to secure stitches and cut the thread.



bernina.com/foot-72

## Adjustable Stippling Foot #73



73 104 211 70 00 A B C D

The Adjustable Stippling Foot #73 facilitates free-motion quilting, especially when it comes to fine details and delicate designs. The open shape of the presser foot sole provides an optimal view of the needle. In addition, the height of the foot can be adjusted by up to 4 mm - which is ideal for quilt layers of different thicknesses. The dull gray coating prevents annoying light reflections and ensures a pleasant working environment.



bernina.com/foot-73



# For the Longarm Quilting machine

## Adjustable Gliding Cup Foot #74



74    104 213 70 00    A            B            C            D

Free-motion and echo quilting of thicker materials is easier than ever with the Adjustable Gliding Cup Foot #74. The foot is also suitable for thread painting and for appliqués. The high cup of the foot allows to perfectly glide over applications, thick or uneven seams and embellishments. Furthermore, thanks to the transparent cup, you will have a very good view of the needle and the fabric.



bernina.com/foot-74

## Ruler Foot #96



96    034 316 70 00    A            B            C            D

The Ruler Foot #96 is used primarily in combination with 6 mm (1/4") thick rulers. The high sole prevents the needle from hitting the ruler and the special shape makes it possible to position the ruler all around the foot.



bernina.com/foot-96

## Echo Quilting Clips



102 959 71 00    A            B            C            D

The Echo-Quilting Clips are specially designed for quilting with the Adjustable Ruler Foot #72 and the Ruler Foot #96. They allow to easily and accurately create fantastic patterns, such as crosshatching or parallel lines. In addition, they can also be used in free-motion quilting when quilting around a design with a defined distance.

### Set Contents

- 1x echo quilting clip, radius 1/2 Inch
- 1x echo quilting clip, radius 3/4 Inch
- 1x echo quilting clip, radius 1 Inch



bernina.com/Echo-quilting-Clips

# For the Longarm Quilting machine

## Cup Clip



The Cup Clip is an ideal addition to Ruler Foot #96 when it comes to pantograph quilting (free-motion or automated), Q-matic or quilts with appliqués. The particular cup shape of the clip will glide easily over uneven, thick or basted parts of the quilt top without getting caught or entangled. Open seams will no longer be a problem and gliding over or along appliqué or embroidery will be trouble free.



bernina.com/cup-clip

|               |   |   |   |   |
|---------------|---|---|---|---|
| 103 850 70 00 | A | B | C | D |
|---------------|---|---|---|---|

## Couching Inserts



The Couching Inserts allow to creatively sew yarns, wool, cords or felt threads on to your project. The inserts are to be used with the Adjustable Ruler Foot #72 and are attached to the bottom of the sole of the foot. Thanks to the high-quality material, they are robust and also protect the surface very well when quilting with metallic cords and yarn.

### Set Contents

- 1x couching insert, Ø 1.4 mm
- 1x couching insert, Ø 1.8 mm
- 1x couching insert, Ø 2.2 mm



bernina.com/couching-inserts

|               |   |   |   |   |
|---------------|---|---|---|---|
| 102 960 71 00 | A | B | C | D |
|---------------|---|---|---|---|

## Universal Pro Needles



The BERNINA needle assortment includes high quality needles for different materials and applications in different designs and strengths. The Universal Pro needles are particularly suitable for the high speeds used in longarm quilting.



bernina.com/universal-pro-needle

|               |   |   |   |   |        |
|---------------|---|---|---|---|--------|
| 036 152 70 00 | A | B | C | D | 90/14  |
| 036 152 70 01 | A | B | C | D | 110/18 |
| 036 152 70 02 | A | B | C | D | 100/16 |

# For the Longarm Quilting machine

## Universal Twin Needle



For decorative quilting with the BERNINA longarm. The twin needle is to be used with the BERNINA Q Series Stitch Plate for Twin Needle and the Ruler Foot #96.



[bernina.com/twinneedle](https://bernina.com/twinneedle)

|               |   |   |   |   |         |
|---------------|---|---|---|---|---------|
| 002 528 71 05 | A | B | C | D | 80/4,0  |
| 002 528 71 06 | A | B | C | D | 90/3,0  |
| 002 528 71 07 | A | B | C | D | 90/4,0  |
| 002 528 71 11 | A | B | C | D | 100/4,0 |

## Stitch Plate for Twin Needle



The BERNINA Q Series Stitch Plate for Twin Needle is suitable for working with twin needles of 3 and 4 mm. It is easy to insert and has openings for the BSR sensors. These ensure even results in your double-thread, decorative stitches.



[bernina.com/twin-needle-stitchplate](https://bernina.com/twin-needle-stitchplate)

|               |   |   |   |   |
|---------------|---|---|---|---|
| 035 904 70 00 | A | B | C | D |
|---------------|---|---|---|---|

## Bobbin Case M-Class



Bobbin M-class for longarm quilting machines. Suitable for M-class bobbins.



[bernina.com/bobbin-case-m-class](https://bernina.com/bobbin-case-m-class)

|               |   |   |   |   |
|---------------|---|---|---|---|
| 034 320 71 08 | A | B | C | D |
|---------------|---|---|---|---|

# For the Longarm Quilting machine

## Bobbin M-Class



The BERNINA bobbins of the M-class have been specially developed for the Q Series and ensure smooth running of the bottom thread.



bernina.com/bobbin-m-class

033 210 71 02

A

B

C

D

5 pcs.

## Spool Holder Horizontal



The Horizontal Spool Holder allows to use smaller, parallel wound spools without any problem.



bernina.com/horizontal-spool-holder

035 901 70 00

A

B

C

D

## Vertical Spool Holder



The Vertical Spool Holder gives you extra space for your favorite threads. The Vertical Spool Holder can accommodate two additional spools and cones.



bernina.com/vertical-spool-holder

035 902 70 00

A

B

C

D

## USB Stick



The USB stick is a handy portable storage medium for storing data, designs and update files.



bernina.com/bernina-usb-stick

104 081 70 00

A

B

C

D

# For the Longarm Quilting machine

## Needle Point Laser



102 867 71 00    A            B            C            D

The Needle Point Laser indicates the exact spot on the quilt where the needle will pierce the fabric.



[bernina.com/needle-point-laser](https://bernina.com/needle-point-laser)

## Silicone fluid



031 963 50 00    A            B            C            D

The use of the thread-lubrication unit is particularly recommended when working with metallic and loosely twisted threads. The silicone oil greatly improves the friction properties of these threads and effectively protects delicate threads from damage and breaking.



[bernina.com/silicone-fluid](https://bernina.com/silicone-fluid)

## Sewing Machine Oil



033 567 71 01    A            B            C            D

Regular care ensures that your longarm quilting machine runs smoothly. This also includes lubricating with sewing machine oil.




[bernina.com/sewing-machine-oil](https://bernina.com/sewing-machine-oil)





# FOR THE FRAME



# For the frame

## Pantograph Kit



035 886 71 00

B4, 5

C1-4

D1-3

The Pantograph Kit contains everything you need to sew edge-to-edge quilt patterns with ease. Create beautiful and professional quilting by following purchased paper pantographs or self-created designs.



bernina.com/pantograph-kit

## Ruler Work Kit



035 900 71 00

A4, 5

B4, 5

C1-4

D1-3


The Rulerwork Kit includes the ruler base and Ruler Foot #96 for easy quilting with rulers. In addition, a versatile ruler is included. Whether you are using a basic ruler or a special ruler, the ruler work kit will help you obtain professional quilting results.




bernina.com/ruler-work-kit

## Ruler Kit


1



2



3



106 960 50 00

A4, 5

B4, 5

C1-4

D1-3

1)

106 961 50 00

A4, 5

B4, 5

C1-4

D1-3

2)

106 962 50 00

A4, 5

B4, 5

C1-4

D1-3

3)

The Ruler Kit can be used in combination with Ruler Foot #96 or the Adjustable Ruler Feet #72 and #72S to create decorative designs. The height of the templates is optimally matched to that of the presser foot.



bernina.com/rulersets

# For the frame

## Casters



Provide your frame with casters to move it quickly and easily. Each caster can be locked individually to hold the quilting frame securely in place.

bernina.com/frame-casters

|               |    |    |      |      |        |
|---------------|----|----|------|------|--------|
| 035 997 71 00 | A4 | B4 | C1-4 | D1-3 | 6 pcs. |
|---------------|----|----|------|------|--------|

## Mechanical Channel Locks



The Mechanical Channel Locks make it easier to quilt perfectly straight lines and are also great to place and align the quilt top perfectly straight. They block the movement of the carriage and thus the machine in either horizontal or vertical direction.

bernina.com/mechanical-channel-locks

|               |    |    |      |      |
|---------------|----|----|------|------|
| 035 998 70 00 | A4 | B4 | C1-4 | D1-3 |
|---------------|----|----|------|------|

## Batting Roll Holder



The Batting Roll Holder is a very useful accessory for your BERNINA PRO Frame Classic or Large. Batting rolls can be stored under the frame to save space. The batting can then be conveniently placed on to the quilt sandwich without having to cut to size.

bernina.com/batting-rail

|               |    |    |
|---------------|----|----|
| 035 994 70 00 | C2 | D2 |
| 035 994 70 01 | C3 | D3 |

# For the frame

## Batting Rail



The Batting Rail for the Studio Frame can be used to store batting on a roll, as well as for individual batting off-cuts during quilting. With the space-saving storage of the batting roll under the frame, the batting can be conveniently placed without first being cut.



bernina.com/batting-roll-holder

|               |    |    |    |
|---------------|----|----|----|
| 105 545 70 00 | A4 | B4 | C4 |
|---------------|----|----|----|

## Hydraulic Lift



The hydraulic lift for the BERNINA PRO quilting frame allows easy adjustment of the working height at the touch of a button. This means that the height can be individually adapted to different people's heights or working techniques.



bernina.com/hydraulic-lift

|               |      |      |                                 |
|---------------|------|------|---------------------------------|
| 035 996 70 00 | C2,3 | D2,3 | 90–110 V (USA, CANADA, JAPAN)   |
| 035 996 70 01 | C2,3 | D2,3 | 240 V (EU, UK, AUS, NZ, ZA, CH) |

## Additional Shelving



The Additional Shelving provides extra storage space for your quilting accessories, such as fabrics, threads, etc.



bernina.com/additional-shelving

|               |    |    |
|---------------|----|----|
| 035 995 70 00 | C2 | D2 |
| 035 995 70 01 | C3 | D3 |



# For the frame

## Palm Precision Handles



The Palm Precision Handles allow convenient, controlled guidance of the machine with very small movements. Perfect for quilting small designs, background fillers or embellishments. The ergonomic shape of the hand controls allows relaxed quilting for a long time.



bernina.com/palm-precision-handles

|               |      |      |      |      |
|---------------|------|------|------|------|
| 102 020 70 00 | A4,5 | B4,5 | C1-5 | D1-3 |
|---------------|------|------|------|------|

## Zippered Leaders



The BERNINA Zippered Leaders have many advantages for the quilter, especially when working on several quilting projects at the same time. An unfinished quilt project can easily be exchanged with another via the zippers. The unfinished quilt project stays in shape and can be put on the frame again with just a few steps.

### Set Contents

Three main leaders with a zipper for top, back and take-up rails

Two additional zipper halves for top, back and take-up rails



bernina.com/zippered-leaders

|               |    |    |
|---------------|----|----|
| 102 338 70 00 | C2 | D2 |
| 102 338 70 01 | C1 | D1 |
| 102 338 72 02 | C3 | D3 |

## Zippered Leaders - Supplementary Kit



The supplementary kit contains 3 additional zipper halves for the take up, back and top rails. The kit allows to prepare additional quilts and zip-load them on to the frame with just a few steps.



bernina.com/zippered-leaders-supplementary

|               |    |    |
|---------------|----|----|
| 103 167 70 00 | C2 | D2 |
| 103 167 70 01 | C1 | D1 |
| 103 167 70 02 | C3 | D3 |

# For the frame

## Leaders for 5 ft Studio Frame




These leaders are specially tailored to the Studio Frame if only the 5 ft section is set up.

105 505 50 01    A4    B4    C4



[bernina.com/leaders-for-5-foot-studio-frame](https://bernina.com/leaders-for-5-foot-studio-frame)

# FOR THE SIT DOWN TABLE




# For the Sit Down Table

## Gripper Rings



The Gripper Rings allow increased control during quilting and precise guiding of larger quilt projects when quilting with the Q Series sit-down table models. The area to be quilted is kept completely flat and wrinkle-free. The "made for BERNINA by Martelli" Gripper Ring set contains an 8" and an 11" ring.



[bernina.com/gripper-rings](https://bernina.com/gripper-rings)


|     |    |    |    |
|-----|----|----|----|
| - ■ | A6 | B6 | C6 |
|-----|----|----|----|

▪ Available only in individual countries. Please contact your BERNINA dealer for further information.

## Dust Cover




The dust cover is an ideal optional accessory for all customers who want to protect their machine from dust when not being used. The dust cover is easy to put in place with a separate cover for the vertical spool holder. The dust cover can be used for all table models with all sit-down tables.



[bernina.com/Q-series-dust-cover](https://bernina.com/Q-series-dust-cover)


|               |    |    |    |
|---------------|----|----|----|
| 103 817 70 00 |    |    | C6 |
| 103 817 70 01 | A6 | B6 |    |

## Ruler Kit



The Ruler Kit can be used in combination with Ruler Foot #96 or the Adjustable Ruler Feet #72 and #72S to create decorative designs. The height of the templates is optimally matched to that of the presser foot.

|               |       |       |      |      |    |
|---------------|-------|-------|------|------|----|
| 106 960 50 00 | A4, 5 | B4, 5 | C1-4 | D1-3 | 1) |
| 106 961 50 00 | A4, 5 | B4, 5 | C1-4 | D1-3 | 2) |
| 106 962 50 00 | A4, 5 | B4, 5 | C1-4 | D1-3 | 3) |





[bernina.com/rulersets](https://bernina.com/rulersets)



# FRAME OPTIONS





# Frame Options

## BERNINA PRO Frame



With its solid and sturdy design, the BERNINA PRO Frame is ideal for quilting machines of the BERNINA Q Series. The BERNINA PRO Frame is available in three different sizes.

| Frame          | "Small"                        | "Classic"                       | "Large"                         |
|----------------|--------------------------------|---------------------------------|---------------------------------|
| Size (L x W)   | 8'10" x 3'11"<br>2,70 x 1,20 m | 11'11" x 3'11"<br>3,63 x 1,20 m | 12'11" x 3'11"<br>3,93 x 1,20 m |
| Leader         | 83" / 6'11"<br>ca. 2,12 m      | 120" / 10'<br>ca. 3,07 m        | 132" / 11'<br>ca. 3,36 m        |
| Working Height | 35" – 47"<br>0,9 – 1,2 m       | 35" – 47"<br>0,9 – 1,2 m        | 35" – 47"<br>0,9 – 1,2 m        |

|               |    |    |                           |
|---------------|----|----|---------------------------|
| 024 020 90 10 | C2 | D2 | Classic BERNINA PRO Frame |
| 024 030 90 10 | C1 | D1 | Small BERNINA PRO Frame   |
| 024 040 90 10 | C3 | D3 | Large BERNINA PRO Frame   |



bernina.com/quilt-frame

## Studio Frame



The BERNINA Studio Frame is a modular frame for smaller machines in the Q Series: The Q 16, Q 16 PLUS and Q 20. The Studio Frame can either be used as a 5 ft basic frame, or easily extended to the full 10 ft length of the Studio Frame.

| Studio Frame   | 5'                            | 10'                           |
|----------------|-------------------------------|-------------------------------|
| Size (L x W)   | 5'10" x 3'3"<br>1,78 x 1,01 m | 10'9" x 3'3"<br>3,31 x 1,01 m |
| Leader         | 52"<br>1,32 m                 | 114"<br>2,9 m                 |
| Working Height | 35" – 44"<br>0,9 – 1,12 m     | 35" – 44"<br>0,9 – 1,12 m     |

|               |   |   |   |              |
|---------------|---|---|---|--------------|
| 105 539 70 00 | A | B | C | 10'          |
| 105 543 70 00 | A | B | C | 5' Extension |
| 105 544 70 00 | A | B | C | 5'           |



bernina.com/studio-frame

## Hoop Frame



The Hoop Frame is a frame for the smaller longarm machines: Q 16, Q 16 PLUS and Q 20. The Hoop Frame can also be used for domestic sewing machines when fitted with the appropriate carriage attachment.


| Hoop Frame                 | Q 16 / Q 16 PLUS             | Q 20         |
|----------------------------|------------------------------|--------------|
| Size (L x W)               | 1.78 x 1.01 m (5'10" x 3'3") |              |
| Working height             | 0.9 – 1.12 m (32" – 45")     |              |
| Horizontal quiltable space | 1.11 m (44")                 |              |
| Vertical quiltable space   | 0.29 m (11.5")               | 0.35 m (14") |
| Max. quilting size         | Unlimited                    |              |

|               |   |   |   |   |
|---------------|---|---|---|---|
| 109 153 70 00 | A | B | C | Hoop Frame, Q Series                          |
| 109 154 70 03 | A | B | C | 1) Conversion Kit to Q 16 / Q 16 PLUS / Q 20  |
| 109 154 70 04 |   |   |   | 2) Conversion Kit to Domestic Sewing Machines |



bernina.com/hoop-frame

# SIT DOWN TABLE OPTIONS



# Sit Down Table Options

## Horn Standard Cabinet




Available only in individual countries. Please contact your BERNINA dealer for further information.

This sit-down table made by the company Horn of America offers ample space for larger quilting projects. Additional table top leafs towards the front facilitate the quilting of larger quilts and prevent the quilt from sliding down laterally.

A small, square QR code.

[bernina.com/horn-standard-cabinet](https://bernina.com/horn-standard-cabinet)

## Horn Lift Table




Available only in individual countries. Please contact your BERNINA dealer for further information.

The quilting table from Horn of America is steplessly height adjustable. Additional table top leafs towards the front facilitate the quilting of larger quilts and prevent the quilt from sliding down laterally.

A square QR code.

[bernina.com/lift-table](https://bernina.com/lift-table)

## Foldable Sit-Down Table

|   |   |   |   |
|---|---|---|---|
|  |   |   |   |
| 104 992 70 00   | A | B | C |
| 104 992 70 01   | A | B | C |

The Foldable Sit-Down Table is height adjustable and has been specially designed for machines of the BERNINA Q Series. The table can handle the weight and speed of the BERNINA Q Series machines with ease, yet it can be stored away in a simple and space saving way.

A square QR code.


[bernina.com/foldable-table-Q20](https://bernina.com/foldable-table-Q20)

# Sit Down Table Options

## Q Series Lift Table



This steplessly height adjustable table, has been specially designed for machines of the BERNINA Q Series. Fold-out side table extensions make quilting of very large quilts easier and ensure that they cannot slide down laterally. Quilt accessories can be stowed in the integrated accessory compartments.



[bernina.com/q-series-lift-table](https://bernina.com/q-series-lift-table)

|               |   |   |   |                       |
|---------------|---|---|---|-----------------------|
| 106 473 70 00 | A | B | C | Europe                |
| 106 473 70 10 | A | B | C | USA                   |
| 106 473 70 25 | A | B | C | Australia/New Zealand |





# AUTOMATION | Q-MATIC



# Automation | Q-matic

## Q-matic




This state-of-the-art system for automated quilting comes with more than 650 designs included (incl. Art and Stitch). The large touch PC mounted to the side of the frame guarantees comfortable access to all designing and placement features. The one-touch quick belt release system allows you to easily switch from automated to freehand quilting. Q-matic is available for the Classic and Large PRO Frame as well as for the 10 feet Studio Frame.



|                            |      |      |
|----------------------------|------|------|
| 101 335 70 00 <sup>■</sup> | C2-3 | D2-3 |
| 106 548 70 00 <sup>■</sup> | B4   | C4   |

<sup>■</sup> Available only in individual countries. Please contact your BERNINA dealer for further information.







**BERNINA**  
*made to create*

1039695.40A.04



103969.54.04

BERNINA recommends threads from

*Mettler*

© 2025 BERNINA International AG