









































## Sewing

	Home		Personal memory
	Setup Program		History
	Tutorial		Information
	Creative Consultant		Close
	Help		Confirm
	ECO		Cancel
	Deleting settings		Needle position up/down
	Upper thread tension		Pattern repeat
	Needle selection		Long stitch
	Presser foot display/Presser foot selection		Mirror image left/right
	Presser foot pressure		Mirror image up/down
	Stitch plate selection		Editing stitch pattern length
	Feed dog up/down		Stitch counter function
	Filling level of bobbin thread		Balance
	Stitch pattern selection by number		Changing sewing direction
	Practical stitches		Permanent Quick reverse
	Decorative stitches		Backstepping
	Alphabets		Saving stitch pattern settings
	Buttonholes		Back to basic setting
	Quilt stitches		Stitch counter buttonhole

# Sewing



Adjusting the buttonhole length



Manual buttonhole



Buttonhole slit width



Selecting kind of tapering



Altering size of monogram



Altering font size



Editing the combination at cursor position



Deleting



Editing the whole combination



Subdividing the combination



Interrupting the combination



Securing



Pattern repeat



Matching width within the combination



Matching length within the combination



Relocating stitch pattern



Relocating single patterns or selections of a combination



Stitch Designer



Select all points



Selecting from a particular point



Single point is selected



9 mm

Limiting pattern width



Moving the view of the stitch pattern



Relocating points/Direct point selection



Inserting/Editing a stitch



Scrolling through points



Creating a new stitch pattern



Triple stitch



Duplicating



Reversing the stitch sequence



Virtual sewing out



Engaging at the grid



Combi mode/Single mode



Edit mode/Extended Edit mode



Matching the stitch pattern size with the display

