









































Embroidery

	Home		Zoom minus
	Setup Program		Add a motif
	Tutorial		Move motif
	Help		Rotate motif
	ECO		Rescale motif width and height
	Upper thread tension		Rescale motif proportionally
	Security needle		Mirror Image left/right
	Presser foot Indicator/Presser foot selection		Mirror Image down/up
	Select hoop/Hoop Indicator		Duplicate
	Security stitch plate		Delete motif
	Feed dog recognition		Shaping
	Filling bobbin		Endless Embroidery
	Time Display		Check motif size
	Information		Letter manipulation
	Close		Change stitch type
	Confirm selection		Selecting Embroidery computer
	Escape Display		Selecting USB Stick
	Move the view of the motif		Hoop relocater
	Move the view of the motif within the hoop		Park embroidery hoop
	Zoom plus		Park embroidery module in sewing mode

Embroidery



Show Grid



Motif center



Virtual positioning



Color information



Selection



Basting



Move hoop



Edit



Embroidery sequence control



Cutting connecting stitches



Color number



Embroidering the motif by color



Reducing color changes



Single/Multi-color motif



Embroidery menu



Open new motif



Add motif



Save motif



Color Wheel



Change thread brand



Optimum embroidery speed



Maximal embroidery speed

