

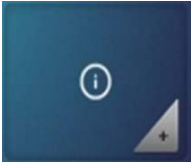



BERNINA 560/580- Firmware Update

Check the firmware version of your BERNINA sewing machine

1.  Go to the "Setup" of your BERNINA sewing computer by clicking on the soft key:
2.  Open the information section:
3.  Press the symbol
4.  Press the symbol

On the screen of your BERNINA sewing computer, you will see which firmware versions are installed on your machine.

On the screen you will see which firmware versions are installed on your machine. If any of the first three (Firmware, Data, Bootloader) versions have a lower value as shown below, an update is recommended.

5.

Software Version	V32.40.30
Data Version	V32.40.30
Bootloader Version	Undefined Bootloader Version
RAM	42968 KB
Flash	-2041684 KB / 181008
BSR Application Version	
EMB Application Version	
Total Number of Stitches	0
Total Number of Stitches since last Maintenance	0