

BERNINA Firmware Release
BERNINA B 560/580 V34.25.53Steckborn, 30th June 2014**Information concerning Firmware**

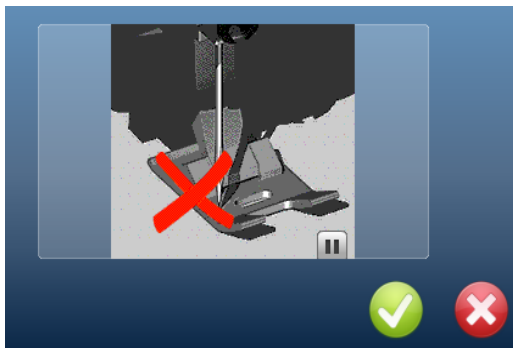
The firmware for the BERNINA 560 and BERNINA 580 has been updated and optimized. In this release only the most relevant changes are listed.

1.) Manual buttonholes with pointed bartack

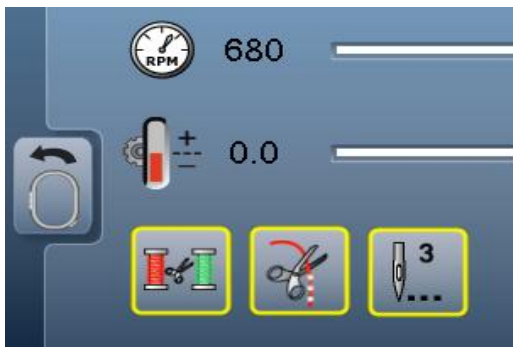
The stitch quality when sewing manual buttonholes with pointed bartack has been optimized.

2.) Safety function when embroidering with double needle

When embroidering, the machine stops after selecting the incorrect double needle or stitch plate safety function. The corresponding animation appears in the display:







































**3.) Starting to embroider**

After using the threader, cutting the thread automatically or rising the presser foot, the machine starts to tie on the thread automatically at the beginning of embroidery process.



4.) B 580 has 98 new stitch patterns

55		660		632		912	
116		661		634		913	
118		662		636		915	
128		436		638		916	
131		441		642		917	
132		442		646		918	
133		445		650		919	
135		446		652		922	
138		448		654		923	
141		449		655		929	
142		451		657		1326	
144		452		658		1335	
145		608		663		1337	
146		609		715		1338	
148		618		924		1340	

149		619		925		1341	
150		620		926		1343	
151		621		927		1344	
409		624		752		1345	
418		716		901		1347	 8 / inch 3.2 / cm
420		734		902		1348	 10 / inch 4 / cm
423		744		907		1350	 irregular look
434		745		908		1351	
435		625		909			
659		626		910			

5.) B 560 has 24 new stitch patterns

123		377		451		732	
133		425		452		743	
169		434		464		744	
372		436		641		745	
374		447		655		747	
375		450		728		930	

6.) Working in the BSR Mode 1:

Starting the machine with the foot control:

Stop moving the fabric; the machine keeps running at the programmed basic stitching speed as long as the the foot control is pressed.

Starting via the Start/Stop button:

Stop moving the fabric: the machine keeps running at the programmed basic stitching speed for about 7 seconds and stops.

BERNINA International AG endeavors to keep improving and optimizing their products basing on customer feedback and the latest technical developments.

We do apologize for any resulting inconveniences.

Kind regards

BERNINA International AG
Steckborn