




BERNINA 750 - Firmware Update

Check the firmware version of your BERNINA 750

- 

Go to the "Setup" of your BERNINA 750 sewing computer by clicking on the soft key:
- 

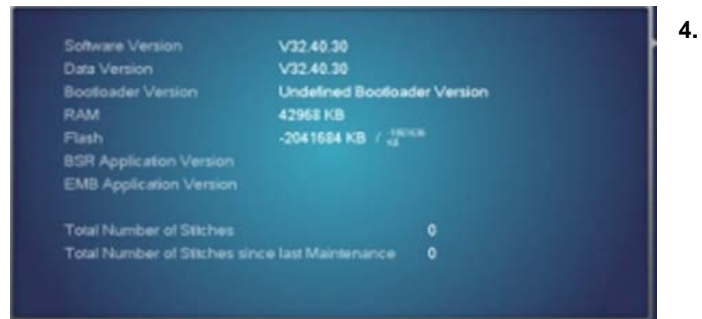
Open the information section:

- 

Press the symbol

On the screen of your BERNINA 750, you will see which firmware versions are installed on your machine.

On the screen of your BERNINA 750 you will see which firmware versions are installed on your machine. If any of the first three (Firmware, Data, Bootloader) versions have a lower value as shown below, an update is recommended.



Version Software:	VXX.XX.XX
Data:	VXX.XX.XX
Version Bootloader:	XX.XX.XX
EMB Applikation Version:	