

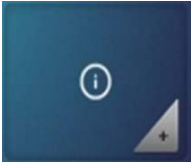



BERNINA 880 - Firmware Update

Check the firmware version of your BERNINA 880

1.  Go to the "Setup" of your BERNINA sewing computer by clicking on the soft key:
2.  Open the information section:
3.  Press the symbol
4.  Press the symbol

On the screen of your BERNINA sewing computer, you will see which firmware versions are installed on your machine.

5.



On the screen you will see which firmware versions are installed on your machine. If any of the first three (Firmware, Data, Bootloader) versions have a lower value as shown below, an update is recommended.

Version Software:	VXX.XX.XX
Data:	VXX.XX.XX
Version Bootloader:	XX.XX.XX
EMB Applikation Version:	