

## BERNINA Firmware Release B 880 – V351043

Steckborn, 20.05.2015

### Information on Firmware Update

The firmware for the BERNINA B 880 has been updated and optimized. In this release notes only the most relevant changes are listed.

#### Note:

BERNINA recommends all their customers of the corresponding product class to always use the latest software (Firmware release) as we keep on improving it according to customer feedback and wishes, considering new features, general optimization as well as a removal of defects to ensure the best possible sewing and embroidering experience on the BERNINA Product.

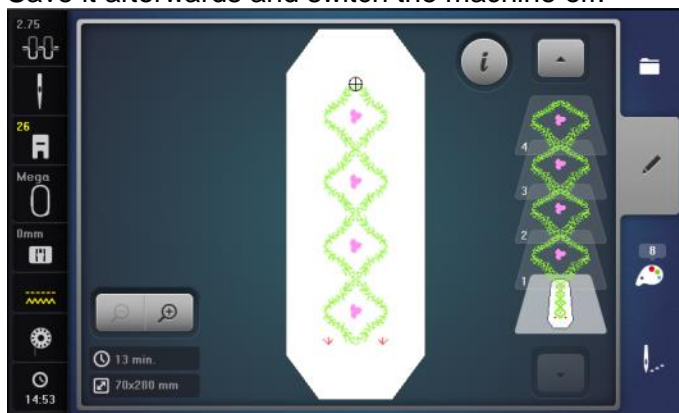
### 1. Functional Improvements

#### - Embroidery function “Endless embroidery”

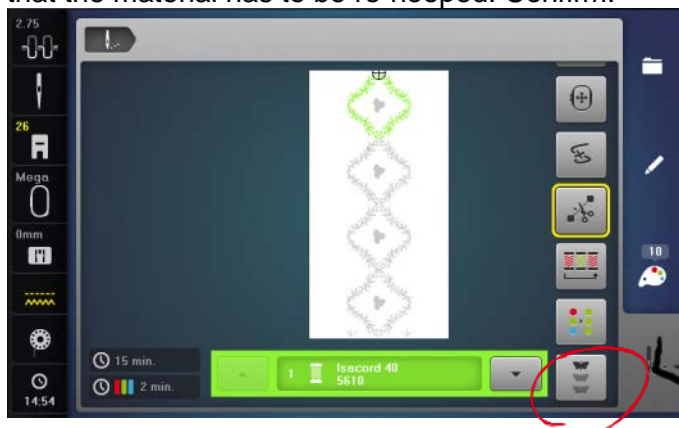
The function “Endless embroidery” can now also be selected in the embroidery mode and allows a continued embroidering of already started borders, even if the machine has been switched off and on again. This improvement enables the user to interrupt border projects (when the machine is switched off) and to restart at the same point (the machine is switched on again).

Mode of operation:

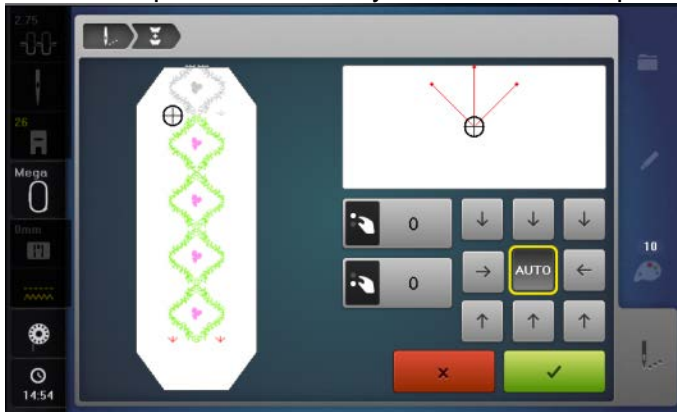
- 1) Create a border featuring a reference motif. Embroider and complete the reference motif. Save it afterwards and switch the machine off.



- 2) Switch the machine on again, open the embroidery motif in your personal memory and change to the embroidery mode. Select “Endless embroidery” and an animation indicates that the material has to be re-hooped. Confirm.



- 3) The embroidery hoop is moved near the last stitch. Via the multifunction knobs the horizontal and the vertical position of the needle in the embroidery hoop can be adjusted so that it is positioned exactly over a reference point.



- 4) Now the border embroidery can be resumed at the correct position.

- **Embroidering – Embroidering motifs by third-party suppliers**

While embroidering individual motifs by third-party suppliers, it could have occurred that the machine ignored the motif end and kept on embroidering from the start again. This malfunction has been eliminated.

Please note:

*In general BERNINA recommends transferring any motifs, not regarding the file format, to the machine or to a USB stick via the cost-free program "ART-Link" Using ART-Link ensures that the motif can be read and embroidered correctly.*

*ART-Link can be downloaded from the BERNINA Homepage free of charge.*

- **Embroidering – Loss of embroidery position**

There won't be any loss of embroidery position during an interruption of embroidering the letters of the "Puffy" font.

- **Embroidering – Embroidery color chart**

The color chart of the thread brand "King Star" has been updated in the embroidery mode.

- **Sewing – Using the Free Hand System (FHS)**

When the FHS was used quickly, it could have occurred that the upper thread tension wasn't active after the release of the knee lifter. This malfunction, which happened due to a timing error, has been eliminated.

- **Sewing – Message "Too much fabric below the presser foot"**

The user has to confirm the message that the fabric being sewn is too thick manually to continue sewing. This is necessary for reasons of safety.

- **Sewing – Combi mode**

Various optimizations and improvements have been done:

- Elongation of patterns which are arranged in the combination
- Securing between two patterns of a combination
- Directional sewing in the combination

- **Sewing & Embroidery – Selection of presser feet**

The presser feet #97 / 97D and #15 (embroidery mode) have been added to the presser feet selection list.

- **Creative consultant – Messages**  
The content of the creative consultant has been generally adjusted and enhanced.
- **Settings – Language support**  
The language Czech is now in the complete software available.

## 2. Improvements concerning the sewing quality

- **Sewing-on stitches in the swing mode**  
The formation and the thread tension of the sewing-on stitches in the sewing mode have been adjusted and optimized.
- **Sewing start**  
The machine starts sewing only when the presser foot is completely lowered onto the fabric.
- **Safety improvements with the dual transport and sideways motion**  
Simultaneous use of dual transport and sideways motion is no more possible for reasons of safety. When trying to use both options of transport at the same time, an error message will appear and the machine won't start.
- **Backstitching reverse sewing**  
This function has been optimized and adjusted.
- **Stitch optimization**
  - The stitch # 29 "Blind stitch narrow" can also be sewn with the selected foot # 5 now.
  - The stitch # 1328 "Handlook quilt stitch" has been optimized concerning the basic settings of the thread tension for a better quality of the stitch formation.
- **Penetration power**  
Due to adjusting the motor control of the machine, the piercing power has been increased and optimized. Therefore the user has the possibility to sew thicker fabrics than before.

## 3. Technical improvements

- **Transferring very large embroidery motifs via ADX**  
When very large embroidery motifs are transferred from the PC via a USB cable (ADX), there won't be any faults anymore. The available memory capacity has been increased for this application.
- **Step motor noises**  
To reduce the noises of the step motor optimally the step motor configuration has been customized. The whistling, which has occasionally occurred, could have been rectified. The sewing performance of the machine is not affected by this customization.
- **Quilt Motion**  
There has been an improvement and optimization concerning the connection between the sewing machine and the automation software and hardware.

BERNINA International AG endeavors to keep improving and optimizing their products basing on customer feedback and the latest technical developments.

Kind regards,

BERNINA International AG  
Steckborn, Switzerland