



my my
city bernette

MILAN S

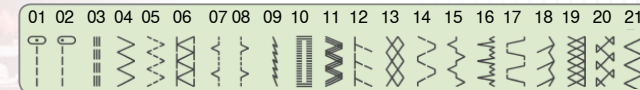
Experience the
bernette Milan
models at
your dealer's.



The bernette Milan 8 computerised sewing machine fulfils every conceivable demand creative users could make of a budget-priced, high-manufacturing-quality machine. Thanks to its ergonomically arranged control keys and a high-resolution matrix display unsurpassed in its class, the Milan 8's versatility and ease of use enable quick, professional-looking garment alterations and repairs. For ambitious users, the bernette Milan 8 offers a number of stretch and quilting stitches and 10 different buttonholes. Creative sewers too will quickly discover just how versatile this machine is, with its decorative stitches and alphabets that can be saved in pattern combinations.

The lighting system with two LED lights and the Quick Reference guide integrated into the base plate facilitate working with this compact sewing machine, whose dimensions allow for space-saving household storage. In addition, the various presser feet are also handily accommodated in the base plate.

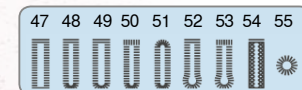
Utility stitches



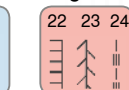
Decorative stitches



Buttonholes



Quilting stitches



s Darning stitches



Alphabet



LCD display and slide speed regulator

Once the stitch pattern in question is selected, it is displayed in the LCD display with the recommended basic setting. The slide speed regulator allows you to steplessly adjust the maximum speed. The electronic motor regulation ensures strong, consistent needle penetration power.

Start/stop button

The start/stop button lets you start and stop the sewing process without operating the foot control – a particularly comfortable option when sewing fairly long pattern sequences.

Scroll function

Easy stitch selection
via scrolling with two
scroll buttons.

Direct-selection buttons

The direct-selection buttons 0-9 allow straightforward and quick direct selection of 10 sewing patterns.

Free-arm and full-length base plate

Remove the extension table for access to the bennette's free-arm, which enables easy sewing of sleeves and other tubular items. The full-length metal base plate provides a sturdy sewing platform for any task on this quiet, low-vibration, comfortable-to-use sewing machine.

Quick Reference Guide with presser-foot compartment

A fold-out Quick Reference Guide with explanatory graphics and a presser-foot table are handily stored in the drawer, which also contains a compartment for presser feet.

Automatic needle threader

Quick and easy threading.
Press the lever and the
thread is in the needle –
it's as simple as that.

reverse-sewing button

The reverse-sewing button lets you switch on permanent reverse feed for the appropriate stitch patterns before you begin sewing.

Optimum sewing light

Two LED lights, one in the frame and one in the needle-bar area, provide optimum illumination of the work area.

Two thread cutters

One thread cutter on the head cover and a second one built into the stitch plate on the left ensure especially easy thread-cutting.

Automatic buttonholes

Perfect buttonholes matched to button size in an instant.

Balance unit

For calibrating feed length for different types of fabric.

**Improved hook system
with drop-in bobbin**

Quick and easy top-loading of the bobbin into the revamped bobbin unit. The arrow marking in the hook ensures easy, accurate threading. The slide bobbin cover means you're ready to resume sewing in no time flat.

Sewing functions
Machine type
Total number of stitch patterns
One-step buttonhole
Sewing stitches
Decorative stitches
Quilting stitches
Alphabet (upper & lower case/number/special chars.)
Stitch memory
Maximum stitch width
Infinitely variable stitch width
Maximum stitch length
Auto preset of stitch width and length
Drop-in bobbin system
Feed-dog drop
Bobbin-thread cutter and needle-thread cutter
Adjustable presser-foot pressure
Needle-thread tension adjustment
Twin-needle sewing capability
Snap-on presser feet
Operating features
Stitch display
Stitch selection
Stitch editing (length / width / mirroring / elongation / twin-needle limit)
Easy editing of memory (edit / insert / delete / delete all)
On-screen Help, animated
Quick Reference drawer
Presser-foot storage in Quick Reference drawer
Optimised sewing light
Automatic needle threader
Needle-stop up/down function in memory
Slide speed control
Electronic speed regulation
Electronic foot control
Two-step presser-foot lifter
Free-arm for tubular items
Automatic bobbin winder
Sturdy metal base plate
Accessories
Accessory compartment in the sewing table
Dust cover
Standard accessories
- Presser feet
- Accessory set (second spool pin, 3 bobbins, needles, etc.)
- Tool set (2 screwdrivers, seam ripper, brush)

* **Included presser feet:** Universal foot (zigzag foot), zipper foot, buttonhole foot, button-sew-on foot.
Additionally (for Milan 8 only): Embroidery foot, overlocking foot, quilting foot, darning foot, blind-hem foot.

bernette Milan 8	bernette Milan 7	bernette Milan 5	bernette Milan 3 / Milan
Computer	Electronic	Mechanical	Mechanical
150	28	26	21
10	1	1	1
22	19	17	3
20	6	6	1
3	2	2	2
1 (95 chars.)	-	-	-
1 (30 stitches)	-	-	-
7 mm	7 mm	7 mm	5 mm
15 steps	•	•	•
4.5 mm	4.5 mm	4.5 mm	4.5 mm
•	-	-	-
•	•	•	CB
•	•	•	•
•	•	•	(needle-thread only)
•	•	•	•
•	•	•	•
•	•	•	•
LCD with graphics	Stitch window	Stitch window	Stitch window
12 direct keys number / scroll	Handwheel	Handwheel	Handwheel
•	-	-	-
•	-	-	-
•	-	-	-
•	•	•	-
•	-	-	-
• (2 LEDs)	• (Halogen)	• (Halogen)	• (Halogen)
•	•	•	•
•	•	-	-
•	•	-	-
•	•	-	-
•	•	•	•
•	•	•	•
•	•	•	•
•	•	•	•
•	•	•	-
•	•	•	
•	•	•	•
9	4	4	4
•	•	•	•
•	•	•	•

Optional accessories: The bernette range boasts a wide selection of optional accessories, including a walking foot, twin needle, embroidery foot, overlock foot, hemmer, blind-hem foot, cording foot, quilting foot, darning and freehand embroidery foot, and gathering foot.

MILAN 7

MILAN 5

MILAN 3

MILAN 2

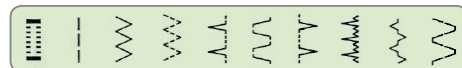


The bernette Milan 7 is the top model of the mechanical bernette Milan range. Equipped with the widest range of stitches, this machine is your professional partner of choice, even for complex sewing tasks. No matter what speed you sew at, the electronic motor regulation ensures consistently powerful needle penetration and a steady speed. The start/stop button and the speed regulator can be used instead of the foot control. A superb selection of stitches, infinitely variable speed control and a wealth of additional features and functions make the bernette Milan 7 the ideal companion for all your sewing adventures.

A generous range of stitches and plenty of scope for giving creative, individual shape to your ideas – that's what the bernette Milan 5 offers. Ease of operation, automatic one-step buttonhole, 7mm-wide decorative stitches and simple threading allow you to accomplish all sewing tasks easily and confidently. The base plate guarantees smooth and quiet running and absolute stability. The bernette Milan 5's handy size also makes it a popular companion on all your travels and at workshops and courses.

Clear features and functions coupled with outstanding performance at a budget price. The bernette Milan 3's ease of operation and infinitely adjustable stitch width guarantee effortlessly perfect sewing results, for instance when altering or repairing garments. The automatic upper-thread threader is a thoroughly professional touch.

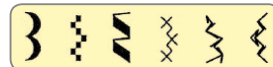
Utility stitches



Stretch stitches



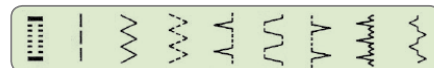
Decorative stitches



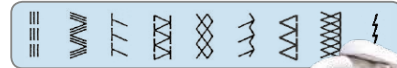
Quilting stitches



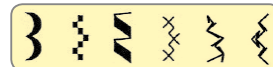
Utility stitches



Stretch stitches



Decorative stitches

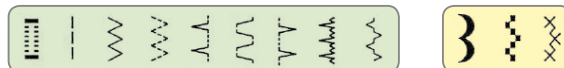


Quilting stitches



bernette Milan 3


Utility stitches



Stretch stitches




Decorative stitches



bernette Milan 2

Utility stitches



Stretch stitches

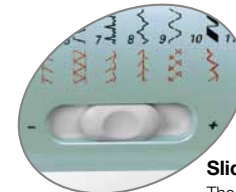


Quilting stitches




Infinitely adjustable stitch width

Lets you perform even fiddly tasks with precision.




Slide speed regulator

The slide speed regulator lets you steplessly adjust the maximum speed. The electronic motor regulation ensures consistently powerful needle penetration.




Needle stop up/down

Depending on the presetting, the needle automatically stops in the "up" or "down" position.




Start/stop button

The start/stop button lets you start and stop the sewing process without operating the foot control – a particularly comfortable option when sewing fairly long pattern sequences.




Automatic needle threader

Quick and easy threading. Press the lever and the thread is in the needle – it's as simple as that.



Optimum sewing light

Optimised illumination of the sewing project – especially in the needle area.



Two thread cutters

One thread cutter on the head cover and a second one built into the stitch plate on the left ensure especially easy thread-cutting.



Feed-dog drop

For darning and free-motion sewing, simply slide the lever to lower the feed-dogs.




One-step buttonhole

Perfect buttonholes matched to button size in an instant.



7 mm stitch width

Especially practical for decorative sewing. Create beautiful borders and appliqués almost effortlessly.



Stitch window

Ergonomically arranged stitch window for viewing the selected stitch patterns.



Free-arm and full-length base plate

Remove the extension table for access to the bernette's free-arm, which enables easy sewing of sleeves and other tubular textiles. The full-length metal base plate provides a sturdy sewing platform for any task on this quiet, low-vibration, comfortable-to-use sewing machine.



Integrated Quick Reference

A Quick Reference Guide with all recommended basic settings is handily stored in the drawer.



Improved hook system with drop-in bobbin

Quick and easy top-loading of the bobbin into the revamped bobbin unit. The arrow marking in the hook ensures easy, accurate threading. The slide bobbin cover means you're ready to resume sewing in no time flat.

my
city

my
bernette

