

**BERNINA Firmware Release
BERNINA B 830 / V34.14.51**

Steckborn, 12th of May 2014

Information on firmware

First, we'd like to apologise sincerely for the much delayed completion of the B 830 firmware. We understand very well that you might be displeased with us. But we kindly ask you to give us the opportunity to (re)convince you of our normally widely acknowledged strengths in service and customer orientation.

The problems are solved now, and our services are available to our customers as reliably and fast as usual. Please accept our apologies for the long waiting time – and thank you for your confidence.

The BERNINA 830 firmware, V34.14.51, has been revised and optimized. This document does not include each single improvement the firmware offers. It provides only the necessary information to improve user experience.

Restriction!

Unfortunately, the functionality of this software version cannot be guaranteed when used in combination with Quilt Motion. Please do not carry out an update with this version if Quilt Motion is on your B 830.

1.) Compatibility with DesignWorks / Embroidery Software V7

The B 830 allows you to use all DesignWork tools:

- CrystalWork
- PaintWork
- CutWork
- PunchWork

A description can be found in the DesignWork and Designer V 7 user instructions.

2.) Maxi-Hoop

The new Maxi-Hoop can be used on the B830 now.

3.) Backstepping

When backstepping, it happened sometimes that the needle changed its position – not any more. This has been remedied.

4.) Swinging out of hook

The hook does no longer swing out with the dual feed foot attached. This has been remedied.

5.) Unthreading of upper thread

The upper thread does no longer unthread when it is cut after securing. This has been remedied.

6.) Monograms

Monograms can be sewn in different directions on the B830 with immediate effect.

7.) Key buttonhole

For quality reasons, the sewing speed has been optimized for key buttonholes.

8.) 53 new stitch patterns and new buttonhole stitch types


The B830 offers beautiful, additional stitch patterns from now on:

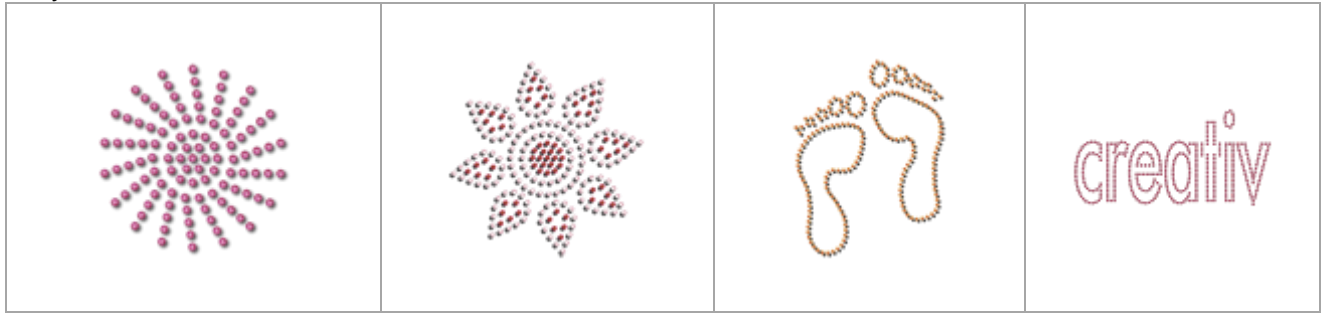


35		772		940		1369	
36		773		942		1371	
37		774		944		1376	
38		775		947		1377	
39		776		1355		1380	
40		777		1356		1381	
64		778		1357		1382	
65		779		1358		1388	
66		780		1359		1389	
67		781		1364		1393	
68		907		1365		1394	
69		908		1366			
70		938		1367			
770		939		1368			

9.) 24 new embroidery

The new stitch patterns are complemented with highest-quality, pretty embroidery motifs.

Embroidering:



CrystalWork:**PaintWork:****CutWork:****10.) Safety setting / Stretch- and Stitch plate**

For safety reasons, presser foot and stitch plate selection must be done manually by the user in embroidery mode.

11.) Fabric pulled into stitch hole after thread cutting

In rare cases the fabric was pulled into the stitch hole after thread cutting. This was due to needle position (needle position: needle in down position and extremely lateral position). These have been revised.

BERNINA International AG is continuously working on product improvement and optimization based on customer feedback and technical development. We apologize for any inconveniences this may have caused.

Kind regards,

BERNINA International AG
Steckborn