

Selecting the Right Stitch

To achieve the best results with your sewing, always choose a stitch that is suited to the type of fabric you are using. Here is a guideline for selecting a stitch that works with the fabric rather than against it.

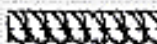
Woven Fabrics

Just about any stitch can be used on woven fabrics for seaming and topstitching.

— — — — — **Straight** - best stitch for seaming wovens and will work for all seams. Use a length of 2mm-2.5mm. For topstitching a length of 3mm-4mm is appealing.


— — — — — **Triple Straight** - for firmly woven or heavy fabric, this stitch is good for areas that need reinforcing such as crotch seams or stress points.


 **Zigzag** - Most appropriate for finishing single seam allowances in woven fabrics.

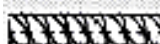
 **Serger** - a 3 or 4 thread serger stitch will produce a secure seam, trimming and finishing the raw edges of the fabric at the same time.

Lycra and Swimwear Fabrics

Lycra and swimwear fabrics require special stitches to guarantee that the stitch will stretch with the fabric.


 **Zigzag** - a tiny zigzag (W=1, L=1.5) is appropriate for most stretchy fabrics.


 **Stretch** - a highly elastic stitch, the stretch stitch takes a few tiny zigzag stitches and then two larger zigzag stitches to both secure the seam and allow it to stretch with the fabric.


 **Serger** - a 3 or 4 thread serger stitch is appropriate and fast for seaming all lycra and swimwear fabrics. Using a texturized nylon thread such as Woolly Nylon by YLI in the needle and/or looper(s) provides the greatest stretch, reducing the likelihood of "popping" the stitches.


Knit Fabrics

The stitches selected for knit fabrics should be ones that stretch with the fabric and do not restrict it or cause distortion.

 **Zigzag** - a short, narrow zigzag stitch (W=1, L=1) will stabilize a seam and move with the fabric. Best used on medium weight jersey knits in wools or blends.


 **Vari-overlock** - sews and finishes the seam in one step. Seam should be trimmed to correct width before stitching. Best used on fine jersey fabrics.


 **Honeycomb** - can be used for seaming or topstitching on knit fabrics. Can be applied as a decorative method for attaching ribbing to a neckline. Best on cotton knits.


 **Serger** - great for seaming knits, a 3 or 4 thread serger stitch used with differential feed is perfect for stitching a knit seam without rippling or puckering.

Fleece and Terrycloth Fabrics

Because of the bulk and/or pile of these fabrics, special stitches should be used for seaming.

 **Vari-overlock** - stitches and finishes the seam in one step. Seam should be trimmed to correct width before stitching.

 **Towelling** - great for sewing flat, overlapped seams on terrycloth, this stitch will "disappear" in to the nap or pile of the fabric.

 **Serger** - great for seaming knits, a 3 or 4 thread serger stitch used with differential feed is perfect for sewing both fleece and terrycloth fabrics.