

BERNINA DesignWorks
Software Suite & Tools

3 sketchbooks full of ideas

10 colored fabric pens

1 trusted embroidery machine

1 **DesignWorks**
Software Suite
for embellishments

5 perfectly cut flowers

250 glittering crystals

1 dress as colorful as
my imagination



made to create

BERNINA

Three New Dimensions That You Will Love

The BERNINA DesignWorks Software Suite will enable you to create and edit designs using your PC. Duplicate, rotate, mirror, combine, and carefully position motifs within the design for just the right composition for your project. Turn your idea into a great design in just a few steps.

Step 1

Import artwork (e.g. TIFF, JPG, EPS, BMP, etc.), an existing embroidery design, or begin creating individual designs utilizing the tools found within the software.

Step 2

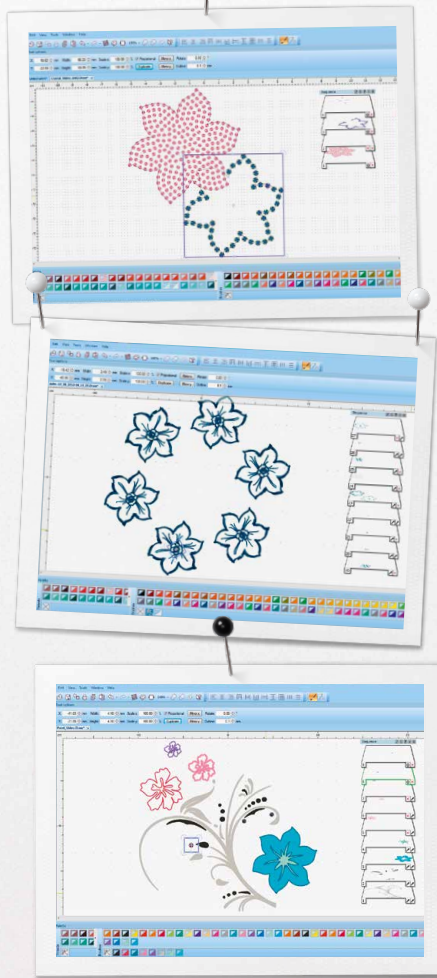
The software contains many tools for editing and creating amazing effects. Fills and outlines can be generated as cuts, appliqué, stitches, paint, or crystal placement. Each technique may be used alone or in combination.

Step 3

The Sequence Manager function allows you to see each layer of objects in your design for easy selection. The function can be used on paint, cut, crystal and/or embroidery objects within the composition. Each clearly indicated layer can be easily rearranged in the desired order before exporting the design.

Step 4

The finished design is exported to the embroidery machine via a USB stick, and either colored, cut, embroidered, or transformed into a crystal template using the appropriate tool and embroidery module.



Creativity in Three New Dimensions

Now you can cut shapes, paint colorful designs, and create glittering crystal appliqués with a BERNINA sewing and embroidery machine*. Use the techniques, individually or in combination, to reach new dimensions of creativity. Three unique accessories along with a modular software package turn your BERNINA embroidery machine into a creative multimedia machine.


The BERNINA DesignWorks Software Suite offers three modules: CutWork, PaintWork and CrystalWork. Each module may be used independently, or in combination with the others. With the DesignWorks Software Suite and your PC, you can create unique designs to use with the PaintWork, CrystalWork and CutWork tools.

With each of the BERNINA DesignWorks Software Suite modules, new designs can be created or existing embroidery files may be imported for editing. Use the CutWork module to create files for cutting custom shapes and appliqué designs. Use the PaintWork module to create designs to be drawn by your BERNINA embroidery machine. The CrystalWork module is used to create templates for glittering crystal appliqués.

With the DesignWorks Software Suite and companion machine accessories, your BERNINA embroidery machine* will create the masterpiece you envision.

Explore new possibilities and combine embroidery with CutWork, PaintWork, or CrystalWork. You will be amazed by the stunning effects that can be achieved—whether on clothing, accessories, crafts, or quilts.

Find out more about DesignWorks and enjoy free downloads at www.bernina.com/Designworks.



* A list of compatible machines can be found on the reverse side.

CutWork


Cut custom shapes through single or multiple layers with ease using the innovative CutWork tool. Cut unusual shapes for appliqué, piecing or traditional CutWork embroidery applications. Shapes can easily be cut for three-dimensional techniques. Replace the standard machine needle with the CutWork tool, import a CutWork-ready design file, and your BERNINA embroidery machine is ready to quickly cut custom shapes. Cut up to 15 layers of quilt-weight fabrics for appliqué or unusual pieced elements. Use the DesignWorks Software module to create or edit your CutWork designs.



CrystalWork

Embellish clothes or accessories with glittering crystal designs. Attach the CrystalWork tool to your BERNINA embroidery machine, load a CrystalWork file, and create a custom template. Sprinkle crystals onto the template to complete the crystal heat-set appliqué. Iron onto clothing, accessories, or any other crafting project for instant sparkle.

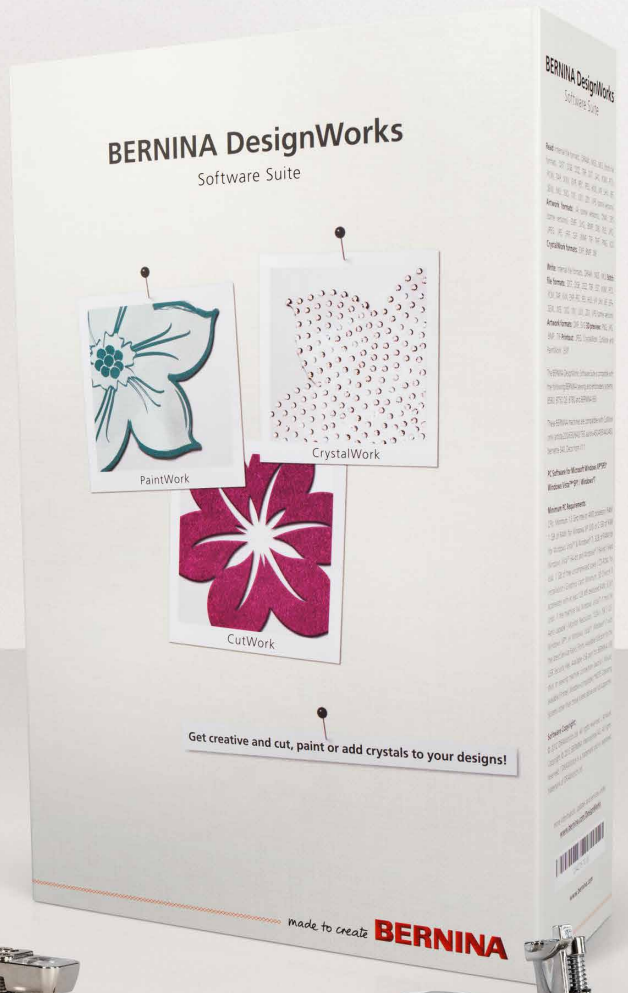




PaintWork

Let your BERNINA embroidery machine create your own fabric or draw colorful filled shapes, line-work designs, flowers, or add lettering to your projects using the PaintWork tool. The PaintWork software opens even more possibilities to create and edit your own designs or patterns.

Replace the embroidery foot with the PaintWork tool, which serves as a pen holder, and load with a fabric pen, pencil, or any drawing tool that fits into the holder. Import the PaintWork design file and your BERNINA embroidery machine will create your masterpiece. Experiment with materials like leather, plastic or paper. The possibilities are endless.



BERNINA DesignWorks Software Suite

DesignWorks Software Suite package includes:

- Software installation DVD
- USB-security key
- Instruction book

Software activation codes sold separately.
Codes for module levels required to activate the BERNINA DesignWorks Software Suite.

The CutWork tool package includes:

- 1 CutWork tool complete with cutting blade
- 1 spare CutWork blade
- 1 CutWork presser foot #44C

The PaintWork tool package includes:

- 1 PaintWork tool
- 4 pen adapters in various sizes
- 1 set of 10 textile pens*

*The BERNINA PaintWork tool accommodates most textile pens. Edding 4600® textile pens are recommended for best results and available at most BERNINA stores.

The CrystalWork tool package includes:

- 1 template punch stamp container
- 1 CrystalWork presser foot #48
- 4 punch stamps in different sizes*
- 4 die plates in different sizes

*Punch stamps sized to accommodate the following:

Crystal SS06: 2.0–2.1 mm
Crystal SS10: 2.8–2.9 mm
Crystal SS12: 3.0–3.2 mm
Crystal SS16: 3.8–4.0 mm

Import machine-ready PaintWork, CrystalWork or CutWork files to compatible BERNINA embroidery machines (designs available from your local BERNINA store and bernina.com).
When you are ready to create or edit existing designs, the BERNINA DesignWorks Software Suite is the next step.

The BERNINA DesignWorks Software Suite includes all three modules: CutWork, PaintWork and CrystalWork. Upon installation of the software, each module is activated through an access code specific to the module. The modules may be purchased individually or in combination. The BERNINA DesignWorks Software Suite includes 744 stitches and over 40 designs for each module to begin your creative adventure.

The BERNINA DesignWorks Software Suite and the companion accessory tools are compatible with the following BERNINA embroidery machine models: B 580 E, B 750 QE E, B 780 E and B 830 E.

The following BERNINA embroidery machines are compatible with the CutWork accessory and software only: artista 200 E/630 E/640 E/730 E, aurora 430 E/435 E/450 E and the bernette 340 Deco V 1.1 or higher.

Microsoft Windows XP® SP3, Windows Vista® TM, SP1 or Windows 7® is required for the BERNINA DesignWorks Software Suite.

Please note the BERNINA DesignWorks Software Suite companion accessories are sold separately.

Updates and the latest product information can be found at bernina.com/DesignWorks.

BERNINA

